



Read the following instructions on how to use the parking machine, then decide if the given statement is true, false or no information is provided. "1. CHECK TIME SHOWN ON MACHINE DISPLAY, 2. INSERT COINS TO GIVE THE REQUIRED EXPIRY TIME (Coins accepted: 5P, 10P, 20P, 50P, £1, £2), NO CHANGE GIVEN; 3. PRESS FOR TICKET, Display inside vehicle window; TURN HANDLE TO CANCEL (if necessary). The first step is to check the time on the machine display.

- 
- ☐ a. FALSE
 - ☐ b. No Information
 - ☒ c. TRUE

پاک کردن انتخاب من

Read the following instructions on how to use the parking machine, then decide if the given statement is true, false or no information is provided. "1. CHECK TIME SHOWN ON MACHINE DISPLAY, 2. INSERT COINS TO GIVE THE REQUIRED EXPIRY TIME (Coins accepted: 5P, 10P, 20P, 50P, £1, £2), NO CHANGE GIVEN; 3. PRESS FOR TICKET, Display inside vehicle window; TURN HANDLE TO CANCEL (if necessary). You must press a button to receive your ticket.

- 
- ☐ a. FALSE
 - ☐ b. No Information
 - ☒ c. TRUE

پاک کردن انتخاب من

Read the following instructions and answer the question. PAY & DISPLAY AREA

Hours : In operation daily from 8 AM until 10 PM.

Weekday charges apply on Public/Bank Holidays.

PERMITTED VEHICLES :

Passenger vehicles up to 12 seats + driver.

Vehicles up to 2.25 T or 2290 Kg max gross weight.

Dual-purpose vehicles.

Motorcycles with sidecars only.

DAY/EVENING TIMES & CHARGES :

Monday to Saturday :

8 AM to 6:30 PM:

Up to 1 hour = £1.00


Up to 2 hours = £2.00

6:30 PM to 10 PM: No charge .

PART PAYMENT IS NOT ACCEPTED . Which vehicle is allowed in the Pay & Display area?

- ☐ a. A tractor
- ☐ b. A 3-tonne truck
- ☒ c. A motorcycle with a sidecar
- ☐ d. A 15-seat passenger van


We are the main contact for trips and harbour excursions in the city.
The word "excursion" means

- 
- ☐ a. flight
 - ☒ b. trip
 - ☐ c. trap
 - ☐ d. plan

پاک کردن انتخاب من

Read the following instructions on how to use the parking machine, then answer the question. "1. CHECK TIME SHOWN ON MACHINE DISPLAY, 2. INSERT COINS TO GIVE THE REQUIRED EXPIRY TIME (Coins accepted: 5P, 10P, 20P, 50P, £1, £2), NO CHANGE GIVEN; 3. PRESS FOR TICKET, Display inside vehicle window; TURN HANDLE TO CANCEL (if necessary). What happens if you do NOT press for a ticket after inserting coins?


@Vadana_Samed_Srbiau

- 
- ☐ a. The expiry time resets
 - ☒ b. You will not receive a ticket
 - ☐ c. The display will show an error
 - ☐ d. The machine will refund your coins

پاک کردن انتخاب من

Read the following statements and choose "True, False, or No Information": "Mick wanted a new fence between his garden and his neighbor's, so Mr. Biggs came to build it. Mick said to him, 'please make the fence out of strong wood. And I want a hole in it. Make it big enough for my chickens to get into my neighbor's garden and eat his vegetables, but too small for his to get into mine and eat mine.' Mick wanted his neighbor's chickens to come into his garden.

@Vadana_Samed_Srbiau

- 
- ☒ a. FALSE
 - ☐ b. TRUE
 - ☐ c. no information

پاک کردن انتخاب من

Read the following instructions on how to use the parking machine, then answer the question. "1. CHECK TIME SHOWN ON MACHINE DISPLAY, 2. INSERT COINS TO GIVE THE REQUIRED EXPIRY TIME (Coins accepted: 5P, 10P, 20P, 50P, £1, £2), NO CHANGE GIVEN; 3. PRESS FOR TICKET, Display inside vehicle window; TURN TO CANCEL (if necessary). What is the first step to use the parking machine?

@Vadana_Samed_Srbiau

- ☐ a. Insert coins
- ☐ b. Press for a ticket
- ☒ c. Check the time on the display
- ☐ d. Turn to cancel

پاک کردن انتخاب من

When you park your car in a pay and display area, what should you do with the ticket? You should.....

- ☐ a. put it into the Pay and Park machine
- ☐ b. take it to the Tourism Information Office
- ☐ c. take it with yourself
- ☒ d. display it inside vehicle window

پاک کردن انتخاب من

Read the following instructions and answer the question. PAY & DISPLAY AREA

Hours : In operation daily from 8 AM until 10 PM.

Weekday charges apply on Public/Bank Holidays.

PERMITTED VEHICLES :

Passenger vehicles up to 12 seats + driver.

Vehicles up to 2.25 T or 2290 Kg max gross weight.

Dual-purpose vehicles.

Motorcycles with sidecars only.

DAY/EVENING TIMES & CHARGES :

Monday to Saturday :

8 AM to 6:30 PM:

@Vadana_Samed_Srbiau

Up to 1 hour = £1.00

Up to 2 hours = £2.00

6:30 PM to 10 PM: No charge .

PART PAYMENT IS NOT ACCEPTED . Which statement is false?

- ☐ a. Public Holidays follow weekday rates.
- ☐ b. The area operates daily.
- ☒ c. Motorcycles without sidecars are allowed.
- ☐ d. Part payment is rejected.

پاک کردن انتخاب من

We have a souvenir shop with a good selection of souvenirs and gifts.

a.
tradition

b.
traditions

c.
traditional

d.
traditionally

10:46 ✓✓

Read the following instructions and answer the question. PAY & DISPLAY AREA

Hours : In operation daily from 8 AM until 10 PM.

Weekday charges apply on Public/Bank Holidays.

PERMITTED VEHICLES :

Passenger vehicles up to 12 seats + driver.

Vehicles up to 2.25 T or 2290 Kg max gross weight.

Dual-purpose vehicles.

Motorcycles with sidecars only.

DAY/EVENING TIMES & CHARGES :

Monday to Saturday :

8 AM to 6:30 PM:

Up to 1 hour = £1.00

Up to 2 hours = £2.00

6:30 PM to 10 PM: No charge .

PART PAYMENT IS NOT ACCEPTED .

Which vehicle exceeds the permitted gross weight?

a. 2300 Kg

11:29 ✓

زمان باقیمانده 0:07:27

سؤال 6

هنوز پاسخ داده نشده است

نمره از 1.00

علامت زدن سؤال

Read the following instructions on how to use the parking machine, then decide if the given statement is true, false or no information is provided. "1. CHECK TIME SHOWN ON MACHINE DISPLAY, 2. INSERT COINS TO GIVE THE REQUIRED EXPIRY TIME (Coins accepted: 5P, 10P, 20P, 50P, £1, £2), NO CHANGE GIVEN; 3. PRESS FOR TICKET, Display inside vehicle window; TURN HANDLE TO CANCEL (if necessary). You can insert a £5 note into the machine.

- ☐ a. No Information
- ☐ b. TRUE
- ☒ c. FALSE

پاک کردن انتخاب من

صفحه بعد

زمان باقیمانده 0:03:47

Read the following instructions and answer the question. PAY & DISPLAY AREA

Hours : In operation daily from 8 AM until 10 PM.

Weekday charges apply on Public/Bank Holidays.

PERMITTED VEHICLES :

Passenger vehicles up to 12 seats + driver.

Vehicles up to 2.25 T or 2290 Kg max gross weight.

Dual-purpose vehicles.

Motorcycles with sidecars only.

DAY/EVENING TIMES & CHARGES :

Monday to Saturday :

8 AM to 6:30 PM:

Up to 1 hour = £1.00

Up to 2 hours = £2.00

6:30 PM to 10 PM: No charge .

PART PAYMENT IS NOT ACCEPTED . Which statement is true about pay and display area on Public Holidays?on Public Holidays.

- ☐ a. Weekend rates apply.
- ☒ b. Weekday rates apply.
- ☐ c. The area is closed.
- ☐ d. Parking is free.

پاک کردن انتخاب من

زمان باقیمانده 0:05:01

Read the following instructions and answer the question. PAY & DISPLAY AREA

Hours : In operation daily from 8 AM until 10 PM.

Weekday charges apply on Public/Bank Holidays.

PERMITTED VEHICLES :

Passenger vehicles up to 12 seats + driver.

Vehicles up to 2.25 T or 2290 Kg max gross weight.

Dual-purpose vehicles.

Motorcycles with sidecars only.

DAY/EVENING TIMES & CHARGES :

Monday to Saturday :

8 AM to 6:30 PM:

Up to 1 hour = £1.00

Up to 2 hours = £2.00

6:30 PM to 10 PM: No charge .

PART PAYMENT IS NOT ACCEPTED . Which vehicle type is not explicitly permitted?

- ☐ a. 12-seat passenger vehicles
- ☒ b. Electric scooters
- ☐ c. Dual-purpose vehicles
- ☐ d. Motorcycles with sidecars

پای کردن انتخاب من

زمان باقیمانده 0:10:14

سؤال 3

هنوز پاسخ داده نشده است

نمره از 1.00

علامت زدن سؤال

Read the following instructions on how to use the parking machine, then answer the question.

"1. CHECK TIME SHOWN ON MACHINE DISPLAY, 2. INSERT COINS TO GIVE THE REQUIRED EXPIRY TIME (Coins accepted: 5P, 10P, 20P, 50P, £1, £2), NO CHANGE GIVEN; 3. PRESS FOR TICKET, Display inside vehicle window; TURN HANDLE TO CANCEL (if necessary). How do you cancel the process?"

- ☐ a. Press the "CANCEL" button
- ☐ b. Remove the coins
- ☐ c. Wait for the display to reset
- ☒ d. Turn the machine handle

پاک کردن انتخاب من

صفحه بعد

بازگشت

زمان باقیمانده 0:06:23

سؤال 7

هنوز پاسخ داده نشده است

نمره از 1.00

علامت زدن سؤال

You are parking in a pay and display area and you are now at the machine. The minimum amount you can pay is £1. You look at the coins in your wallet. Which one can you put into the machine?

- ☒ a. two 50 p.
- ☐ b. four 20 p.
- ☐ c. three 20 p.
- ☐ d. nine 10 p.

پاک کردن انتخاب من

صفحه بعد

زمان باقیمانده 0:08:34

سؤال 5

هنوز پاسخ داده نشده است

نمره از 1.00

علامت زدن سؤال

Read the following instructions on how to use the parking machine, then decide if the given statement is true, false or no information is provided. "1. CHECK TIME SHOWN ON MACHINE DISPLAY, 2. INSERT COINS TO GIVE THE REQUIRED EXPIRY TIME (Coins accepted: 5P, 10P, 20P, 50P, £1, £2), NO CHANGE GIVEN; 3. PRESS FOR TICKET, Display inside vehicle window; TURN HANDLE TO CANCEL (if necessary). If you insert extra coins, the machine will give change.

- ☒ a. FALSE
- ☐ b. TRUE
- ☐ c. No Information

پاک کردن انتخاب من

صفحه بعد