

2291

Simplicity®



2291

23 PIECES/PIEZAS

Medidas e Instrucciones de costura en Español en el Interior del Patrón.

BABIES' PANTS, SKIRT, BIBS, KNIT BODYSUIT AND ONE SIZE BUNTING.

Fabrics: A,B Sized for stretch knits only: Cotton Interlock, Two Way Stretch. C,D in Flannel, Gingham, Laundered Cottons, Batiks, Broadcloth, Calico, Lightweight Denim, Pinwale Corduroy, Poplin, Seersucker, Twill, Sateen. E,F also in Fleece, Sweatshirt Fleece, See Pick-A-Knit® Rule. Suitable for Overlock/Serger. Not suitable for sleepwear. Extra fabric needed to match plaids, stripes or one-way design fabrics.

Notions: Thread. **A:** Seven small snaps, one applique (opt.). **B:** One pkg. of ¼" wide elastic. **G,H:** One pkg. of ½" wide twill tape, one snap, embroidery thread. **G:** One pkg. of small rick rack. Look for Simplicity notions and Wrights® Trims.

BODY MEASUREMENTS

Weight	up to 7 lbs.	7-13 lbs.	13-18 lbs.	18-21 lbs.	21-24 lbs.
Height	up to 17"	17"-24"	24"-26½"	26½"-31"	31"-34"
Sizes	XXS	XS	S	M	L
	—	1-3 months	6 months	12 months	18 months

A Bodysuit						
60***	%	%	%	%	¾	In

B Pants						
45***	%	¾	¾	¾	¾	In
60***	½	%	%	¾	¾	"

C Pants						
45" or 60***	½	%	%	¾	¾	In

D Skirt						
45***	½	½	½	%	%	In
60***	½	½	½	½	%	"

Pregathered Eyelet- 1½ yd. of 2½" wide
Beading Trim- 1½ yd. of 1¼" wide

B,C,D Elastic- ¾ yd. of ½" wide

E,F Bunting- 1½ yd. of 60***; **Contrast-** 2½ yd. of 45" or 60***
Elastic- ¾ yd. of 1" wide

G,H Bib- ¾ yd. of 45" or 60***

Interfacing- ¾ yd. of 20" to 25" lightweight fusible.

G Lace- ½ yd. of 1¼" wide; **H Ribbon-** ½ yd. of ¾" wide

GARMENT MEASUREMENTS

B,C Side Length						
D Length	11½	13	14½	16	17½	In
	7	8½	10	11½	13	"

*without nap **with nap ***with or without nap

PETIT BEBE: PANTALON, JUPE, BAVETTES. MAILLOT EN JERSEY ET NID D'ANGE EN UNE SEULE TAILLE

Tissus: A,B Pour jerseys extensibles seulement: Coton Interlock, Jersey extensible dans les deux sens. C,D en Flanelle, Vichy, Coton pré-lavés, Batiks, Popeline, Calicot, Denim léger, Velours mille-raies, Popeline fine, Seersucker, Twill, Satinette. E,F aussi en Molleton, Molleton pour Sweatshirt. Voyez la Règle-Pour-Choisir-Un-Jersey®. Ces modèles conviennent pour la machine Overlock/Surjeteuse. Ces modèles ne conviennent pas pour vêtements de nuit. Prévoyez davantage de tissu pour raccorder les écossais, rayures ou motifs unidirectionnels.

Mercurie: Fil. **A:** Sept petites pressions, une application (facult.). **B:** Un paquet d'élastique de 6mm de large. **G,H:** Un paquet de talonnette de coton de 1.3cm de large, une pression, du coton à broder. **G:** Un paquet de petit crochet. Demandez la mercerie de Simplicity et les garnitures de Wrights® Trims.

MESURES NORMALISEES

Poids	jusqu'à 3kg	3-6 kg	6-8 kg	8-9.5 kg	9.5-11 kg
Hauteur	jusqu'à 43cm	43-61 cm	61-67 cm	67-79 cm	79-87 cm
Tailles	TTP	TP	P	M	G
	—	1-3 mois	6 mois	12 mois	18 mois

A Maillot						
150cm**	0.50	0.60	0.60	0.60	0.60	m

B Pantalon						
115cm**	0.60	0.70	0.70	0.80	0.80	m
150cm**	0.50	0.50	0.60	0.60	0.70	"

C Pantalon						
115cm /150cm**	0.50	0.50	0.60	0.60	0.70	m

D Jupe						
115cm**	0.40	0.50	0.50	0.60	0.60	m
150cm**	0.40	0.40	0.50	0.50	0.50	"

Broderie anglaise pré-foncée- 1.00m de 6.3cm de large
Garniture à trou-trou- 1.00m de 3.2cm de large

B,C,D Elastique- 0.70m de 1.3cm de large

E,F Nid d'ange- 1.00m de 150cm**; **Partie Contrastante-** 2.30m de 115cm ou 150cm**
Elastique - 0.60m de 2.5cm de large

G,H Bavette - 0.30m de 115cm ou 150cm**

Entoilage - 0.30m de 51cm à 64cm léger thermocollant

G Dentelle - 0.50m de 3.2cm de large; **H Ruban -** 0.40m de 2.2cm de large

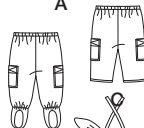
MESURES DU VÊTEMENT

B,C Longueur du côté						
D Longueur	29	33	37	40.5	44.5	cm
	18	21.5	25.5	29	33	"

*sans sens **avec sens ***avec ou sans sens



A



B



G

D



H



E



F

To be used for individual private home use only and not for commercial or manufacturing purposes.

PRINT THIS PAGE FIRST! To make sure your printer setup correctly.
The below square should measure 1 inch x 1 inch (2.54 cm x 2.54 cm) after printing.
Allow square to have 1/16 inch (2 mm) deviation for printer calibration differences.

sele

Make sure your printer is set to the same paper size that you

To save ink, set your printer to Draft or Fast Draft.

2291

Simplicity



Row A, Column 1

Simplicity 2291 Size:xxs-l Part:1 www.printsew.com

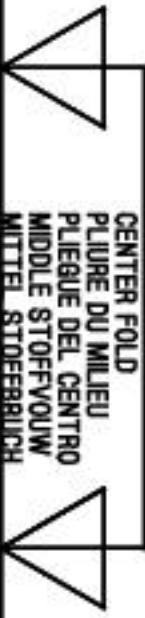
L 5/8 IN. HEM ALLOWED

M 5/8 IN. HEM ALLOWED

S 5/8 IN. HEM ALLOWED

XS 5/8 IN. HEM ALLOWED

XXX
 5/8 IN. HEM ALLOWED
 DURLET DE 1.5 CM.
 DOBLADILLO DE 1.5 CM.
 ZOOMTOESLAG
 MIT SAUMZUGABE



GATHER
 FROUNCE
 FRUNCE
 RIMPfELN
 ZWISCHEN

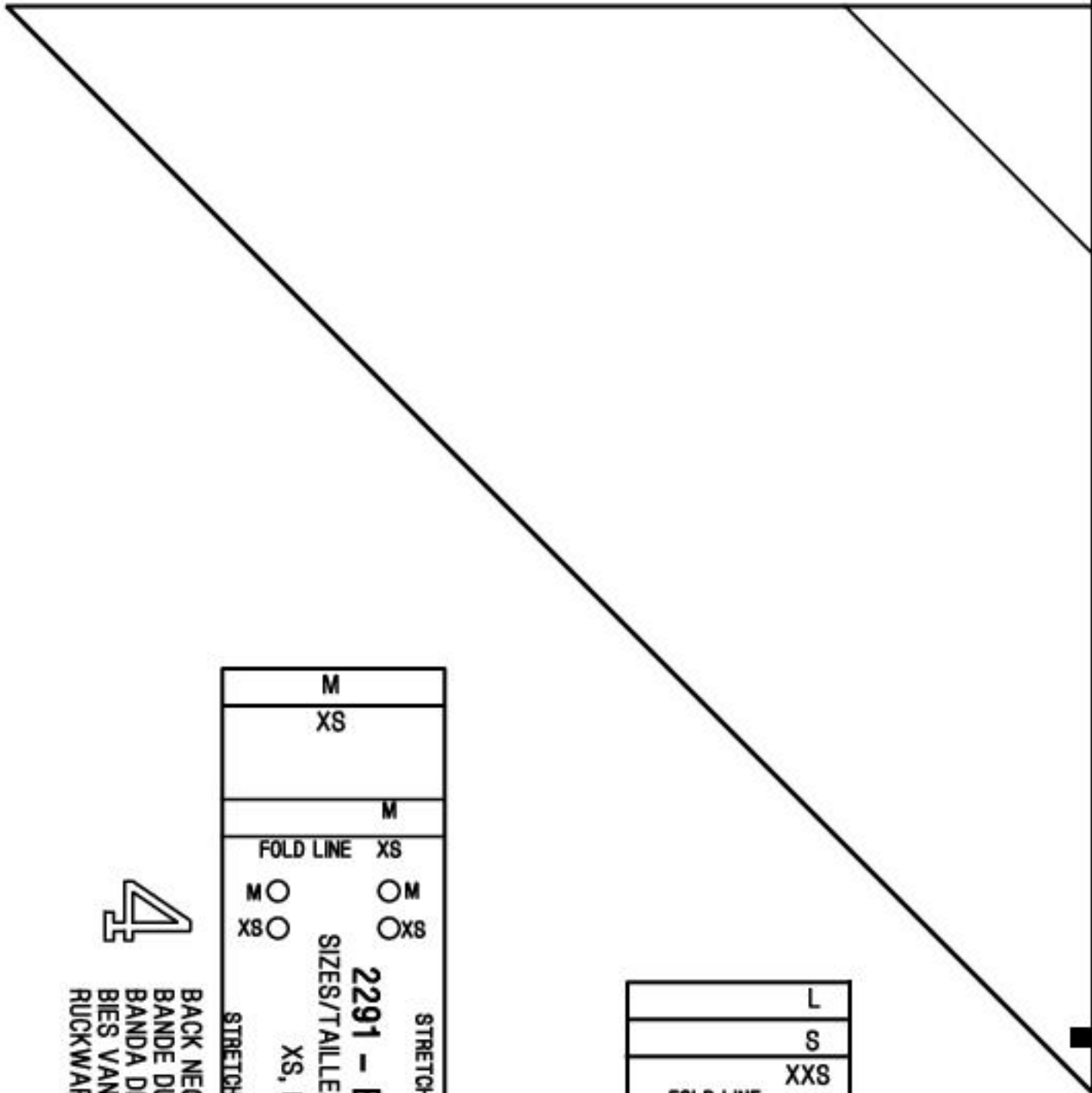


D -

Row B, Column 1

Simplicity 2291 Size:xxs-l Part:1 www.printsew.com

1	M	S	SX	SXX
---	---	---	----	-----



BACK NECK BAND - A
 BANDE DU DOS DE ENC
 BANDA DE ATRAS DEL
 BIES VAN ACHTERKANT
 RUCKWARTIGE HALSAU

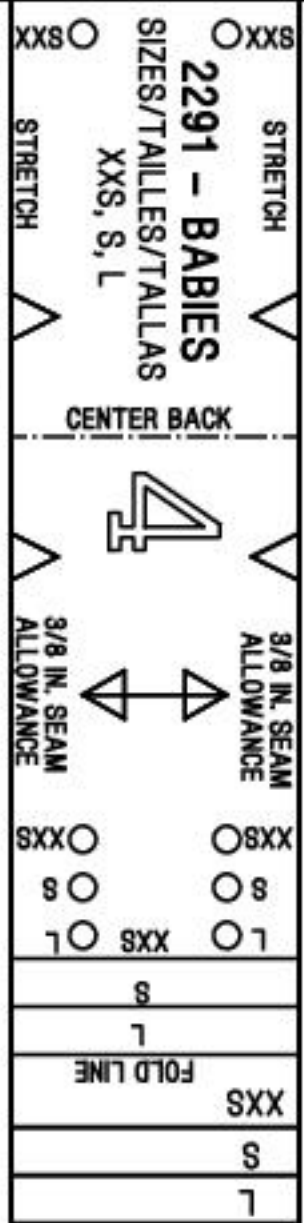
M	
XS	
M	
FOLD LINE XS	
M ○	○ M
XS ○	○ XS
2291 - BABIES SIZES/TALLES/TALLAS XS, M	
STRETCH	STRETCH
CENTER BACK	



L	
S	
XXS	
FOLD LINE	
L	
S	
L ○	○ L
S ○	○ S

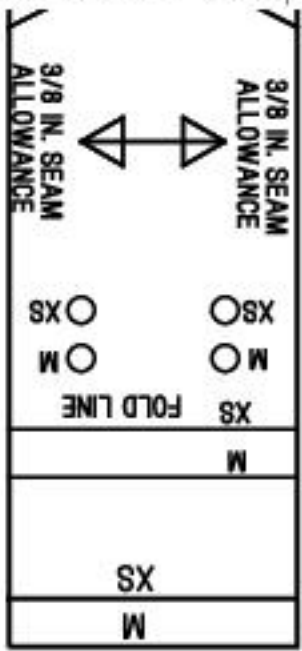
Row C, Column 1

Simplicity 2291 Size:xxs-l Part:1 www.printsew.com

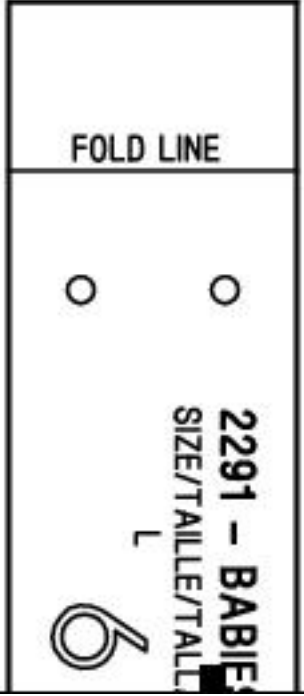

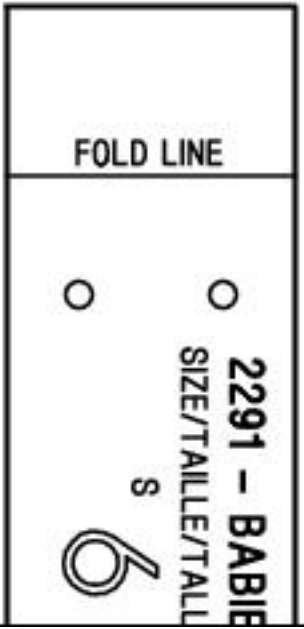
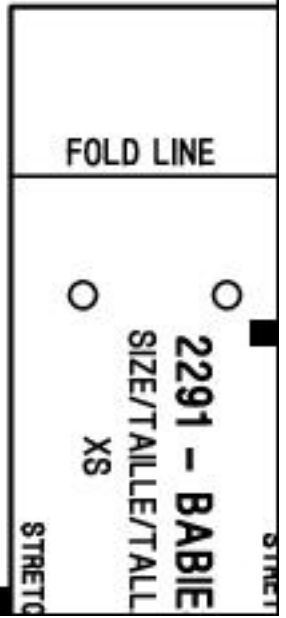


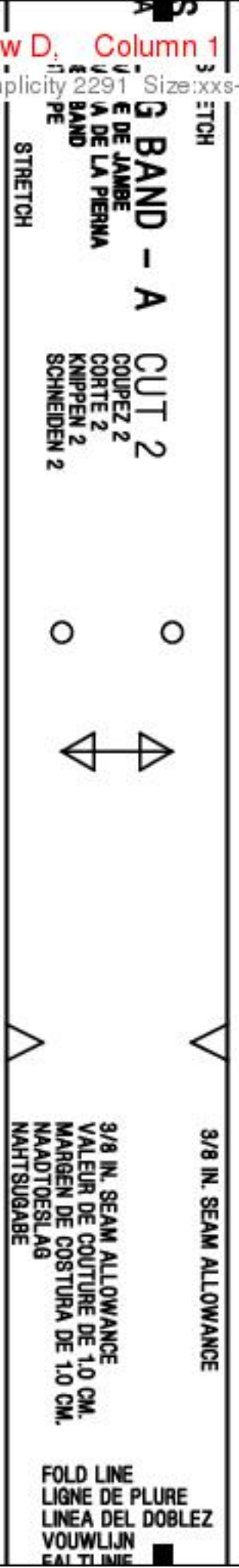


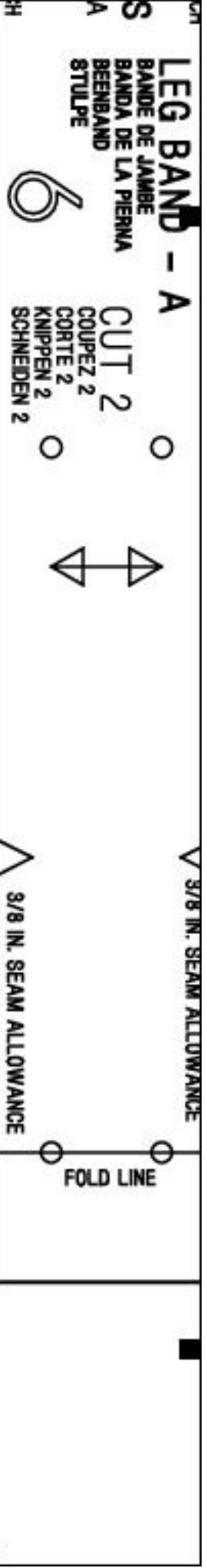
BACK NECK BAND - A
 B/ DE DU DOS DE ENCOLURE
 B/ DA DE ATRAS DEL ESCOTE
 BI VAN ACHTERKANT VAN HALS
 RI <WARTIGE HALSAUSSCHNITTBLENDE

CUT 1
 COUPEZ 1
 CORTE 1
 KNIPPEN 1
 SCHNEIDEN 1



CUT 1
 COUPEZ 1
 CORTE 1
 KNIPPEN 1
 SCHNEIDEN 1

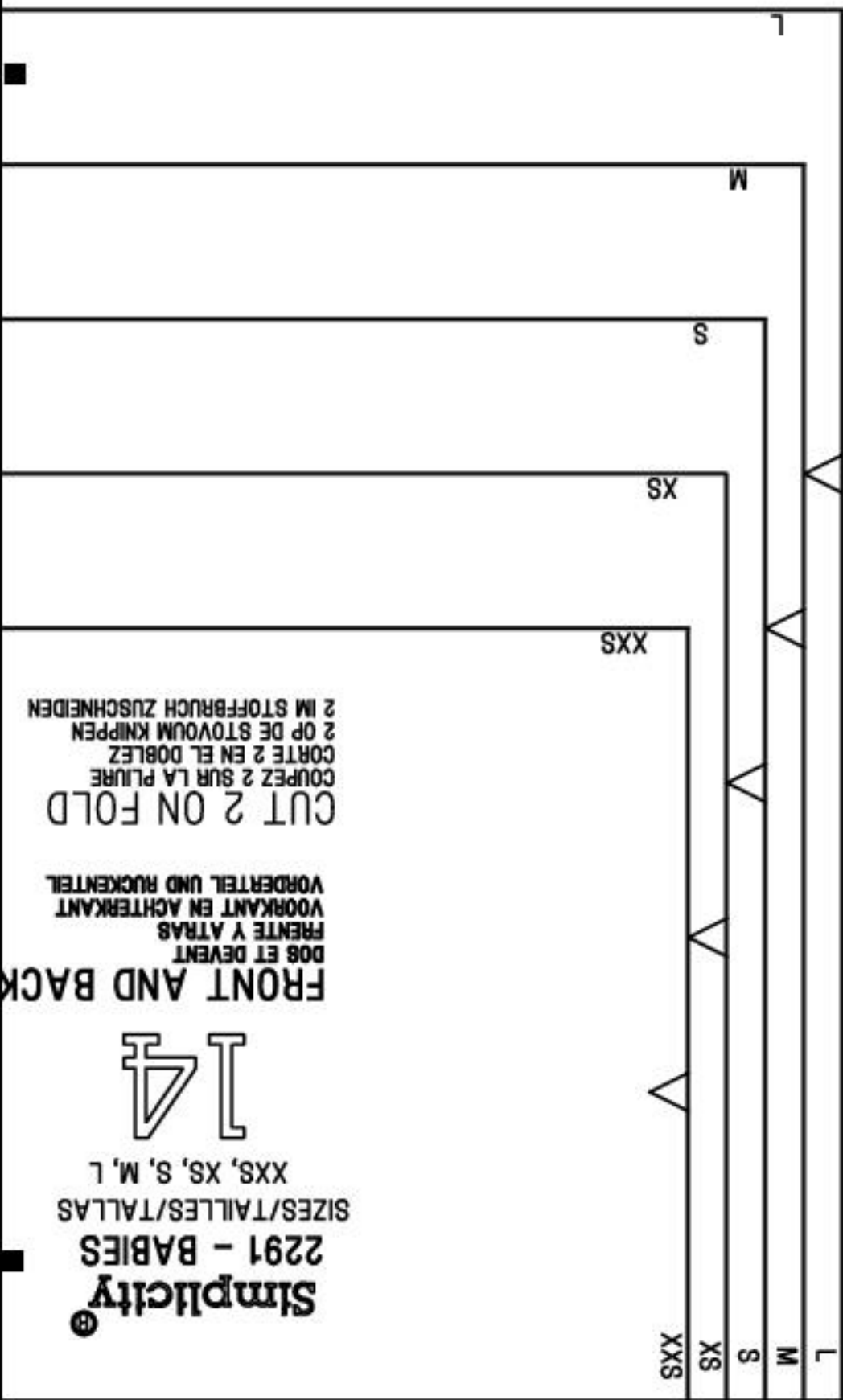




FAETERN

Row E, Column 1

Simplicity 2291 Size:xxs-l Part:1 www.printsew.com



STRETCH WAIST WAISTLINE	TENDERE VITA VITA	SPANNEN REINLIJN REINLIJN	DEHNEN TAILLE TAILLENLIE
-------------------------------	-------------------------	---------------------------------	--------------------------------

Simplicity®
2291 - BABIES
 SIZES/TALLES/TALLAS
 XXS, XS, S, M, L




CUT 1
COUPEZ 1
CORTE 1

WAIST ELASTIC GUIDE - B, C, D

GUIDE POUR ELASTIQUE DE TAILLE
GUA PARA EL ELASTICO DE LA CINTURA

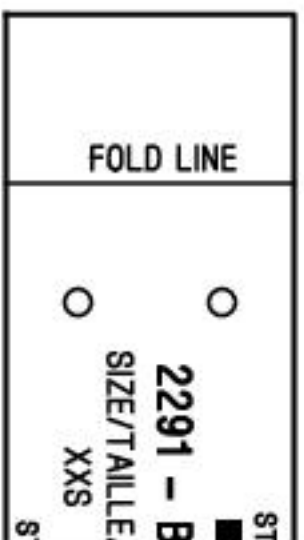
1/4 IN. SEAM ALLOWANCE
VALEUR DE COUTURE DE 6MM
MARGEN DE COSTURA DE 6MM



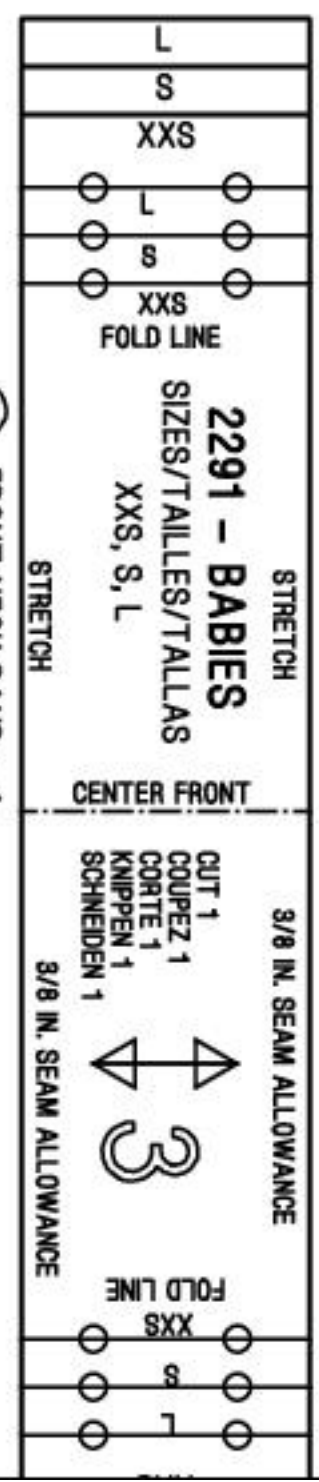
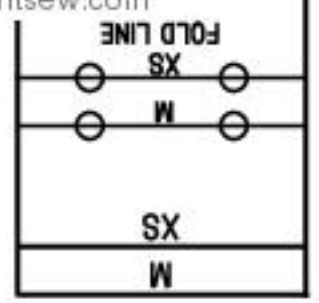
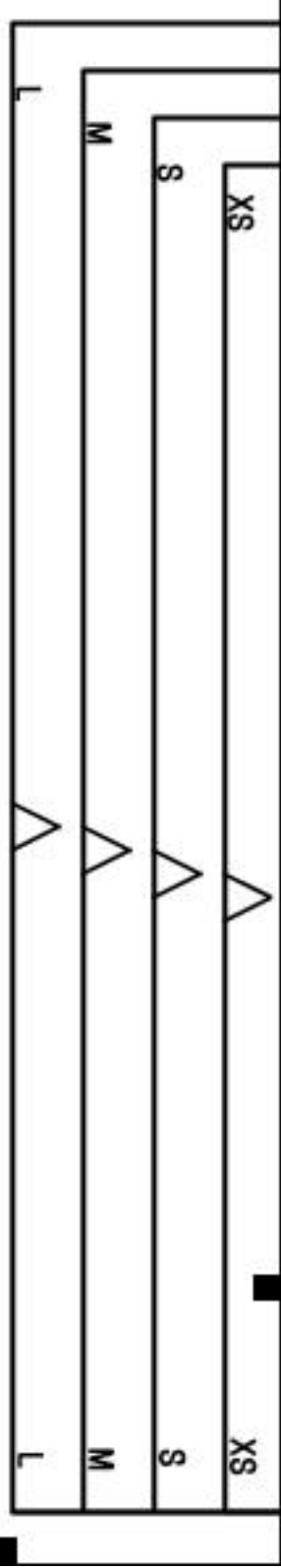


3

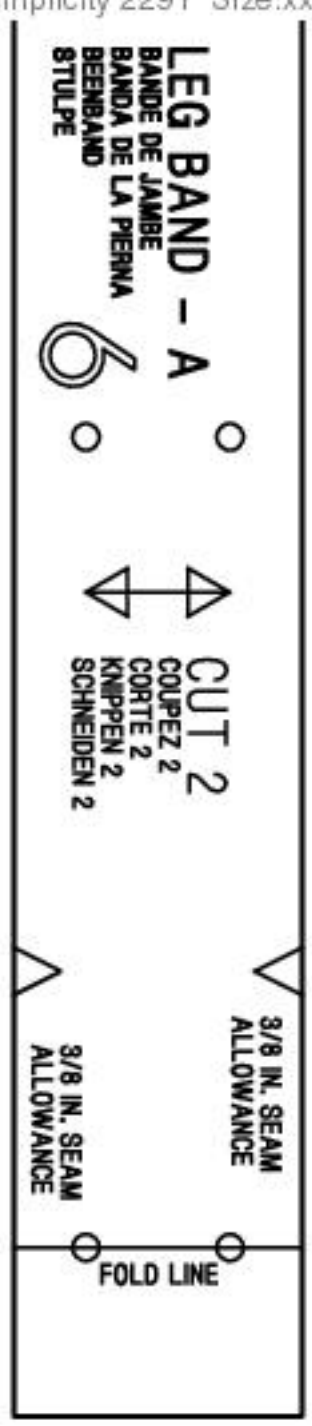
FRONT NECK BAND - A
BANDE DU DEVANT DE ENCO
BANDA DEL FRENTE DEL ESC
BIES VAN VOORKANT VAN H
VORDERE HALSAUSSCHNITTE



STRETCH



3
 FRONT NECK BAND - A
 BANDE DU DEVANT DE ENCOLURE
 BANDA DEL FRENTE DEL ESCOTE
 BIES VAN VOORKANT VAN HALS
 VORDERE HALSAUSSCHNITTBLENDE



6
LEG BAND - A
 BANDE DE JAMBE
 BANDA DE LA PIERNA
 BIEBAND
 STULPE

SXX

S

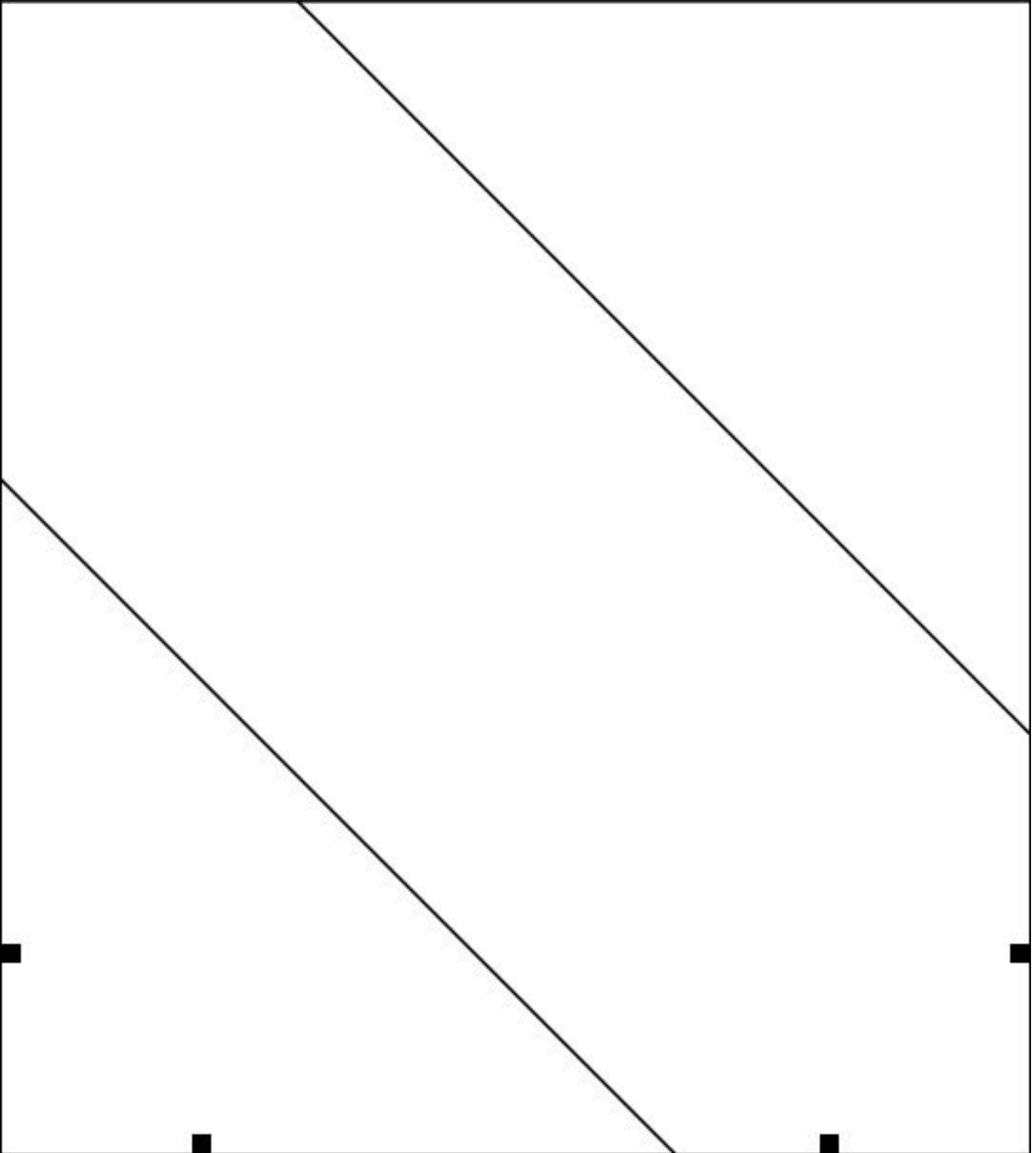
1

Row E, Column 2

Simplicity 2291 Size:xxs-l Part:1 www.printsew.com


ENGLISH GLOSSARY	GLOSSARIO ITALIANO	WOORDENLIJST NEDERLANDS	GLOSSAR DEUTSCH
<p>APPLIQUE BUST BUTTONHOLE GUIDE CASING CENTER CENTER BACK CENTER FRONT CUT... CUT...ON FOLD CUTTING LINE DART EASE ELASTIC GUIDE FABRIC FOLD LINE FOR MISS PETITE GATHER HEM ALLOWED HIP INTERFACING LINING PLEAT SEAM SELVAGE STITCHING LINE</p>	<p>APPLICAZIONE PETTO GUIDA PER ASOLE GUAINA CENTRO CENTRO DIETRO CENTRO DAVANTI TAGLIARE... TAGLIARE...SULLA PIEGA LINEA DI TAGLIO PINCE DIMINUIRE GUIDA PER ELASTICO TESSUTO LINEA DI PIEGATURA PER SIGNORA DI STATURA BASSA ARRICCIARE ORLO COMPRESO FIANCHI TELETTA FODERA PIEGA CUCITURA CIMOSA LINEA DI CUCITURA</p>	<p>APPLIQUE BUSTE SJAALOON VOOR KNOOPSGAT TUNNEL MIDDEN MIDDEN VOOR MIDDEN ACNTER ... X KNIPPEN ... AAN STOFVUW LEGGEN KNIPLIJN FIGUR NAAD TOEGEVEN SJAALOON VOOR ELASTIC STOF VOUWLIJN VOOR KLEINE DAMES RIMPELEN ZOOMTOESLAG HEUP TUSSENVOERING VOERING PLOOI NAAD ZELFRAND NAAIENLIJN</p>	<p>APPLIKATION OBERWEITE VORLAGE FUR KNOPFLOCHERI DURCHZUG MITTE RUCKWARTIGE MITTE VORDERE MITTE ... X ZUSCHNEIDEN ... AM STOFFBRUCH ZUSCHNEIDEN SCHNITTLINIE ABNAHER EINHALTEN VORLAGE FUR GUMMIZUGH STOFF UMBRUCHLINE FUR KLEINE DAMEN EINREIHEN MIT SAUMZUGABE HUFTE EINLAGE FUTTER FALTE NAHT WEBKANTE NAHENLINIE</p>

2291 - BABIES
SIZES/TAILLES/TALLAS



2291
A(XXS-L)
0 0 4 6

WE USE RECYCLED PAPER
FOR OUR PATTERN PRODUCTS
NOUS UTILISON DU PAPIER
RECYCLE POUR NOS PATRONS



FOLD LINE
LIGNE DE PLURE
LINEA DEL DOBLEZ
VOUWLIJN
FALTLIJNE

Simplicity®
2291 - BABIES

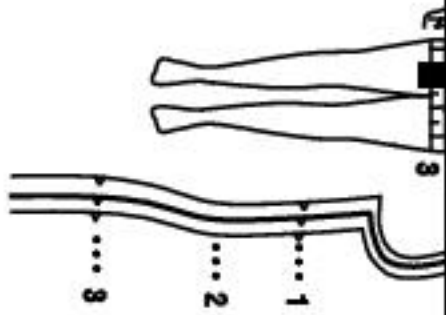
ALL SIZES
TOUTES TAILLES
TODAS LAS TALLAS
ALLES GROOTTE
ALLES GROBE



POCKET - B, C

POCHE
BOLSILLO
ZAK
TASCHE

CUT 2
COUPEZ 2
CORTE 2
KNIPPEN 2
SCHNEIDEN 2



If you have a ONE SIZE figure, just SELECT the cutting line that corresponds to your size. MARK with a colored felt tip pen and CUT along marked line. (A)

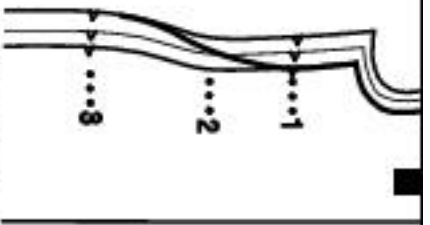
Be sure to adjust adjusted. For extra to make the same

pattern p
mple, if y
adjustme

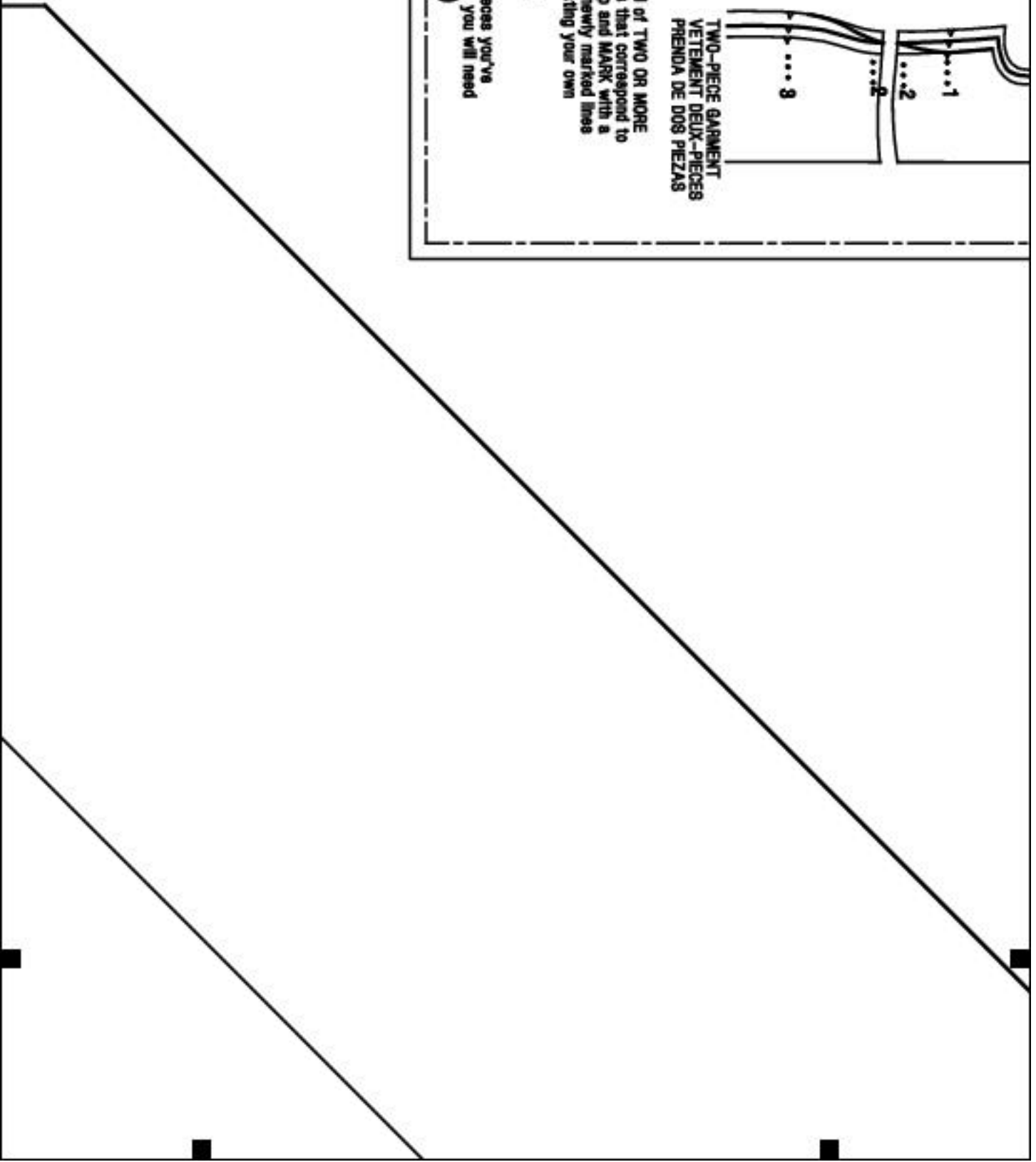
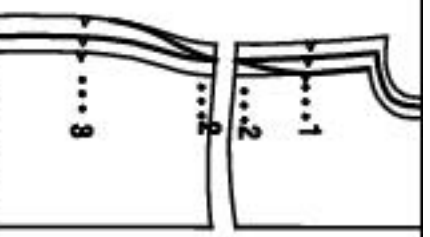
e that will be stitched to pieces you've
made a change on the front, you will need
o the back. (A) (B¹) (B²)

If your figure is a COMBINATION of TWO OR MORE
SIZES, SELECT the cutting lines that correspond to
your size at bust, waist and hip and MARK with a
colored felt tip pen. Blend the newly marked lines
from one size to the other creating your own
CUSTOMIZED PATTERN.
along marked line. (B¹) (B²)

ONE-PIECE GARMENT
VETEMENT UNE PIECE
PRENDA DE UNA PIEZA



TWO-PIECE GARMENT
VETEMENT DEUX-PIECES
PRENDA DE DOS PIEZAS



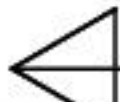
CUT 1
COUPEZ 1
KNIPPEN 1
SCHNEIDEN 1

E, F

BLOCK FOR BINDING - E, F
GUIDE POUR BORDURE
GUIA PARA RIBETE




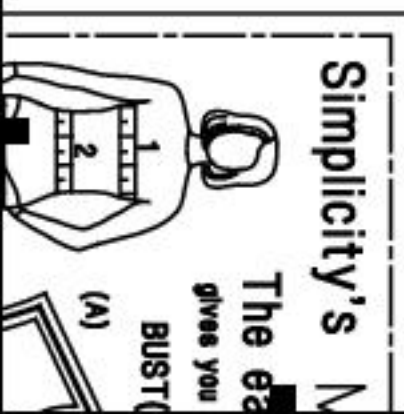

Simplicity
2291 - BABIES
ONE SIZE
EEN MAAT
UNA TALLA
EINE GRÖSSE



Row D, Column 4

Simplicity 2291 Size:xxs-l Part:1 www.printsew.com





Simplicity's M

The ea
givee you

BUSTC

(A)

RIGHT SIDE ONLY
COTE DROIT SEULEMENT
LADO DERECHO SOLAMENTE
ALLEEN RECHTER ZIJDE
NUR RECHTE SEITE

Row B, Column 5

Simplicity 2291 Size:xxs-l Part:1 www.printsew.com

MULTI-SIZE Patterns

Try to fit your pattern

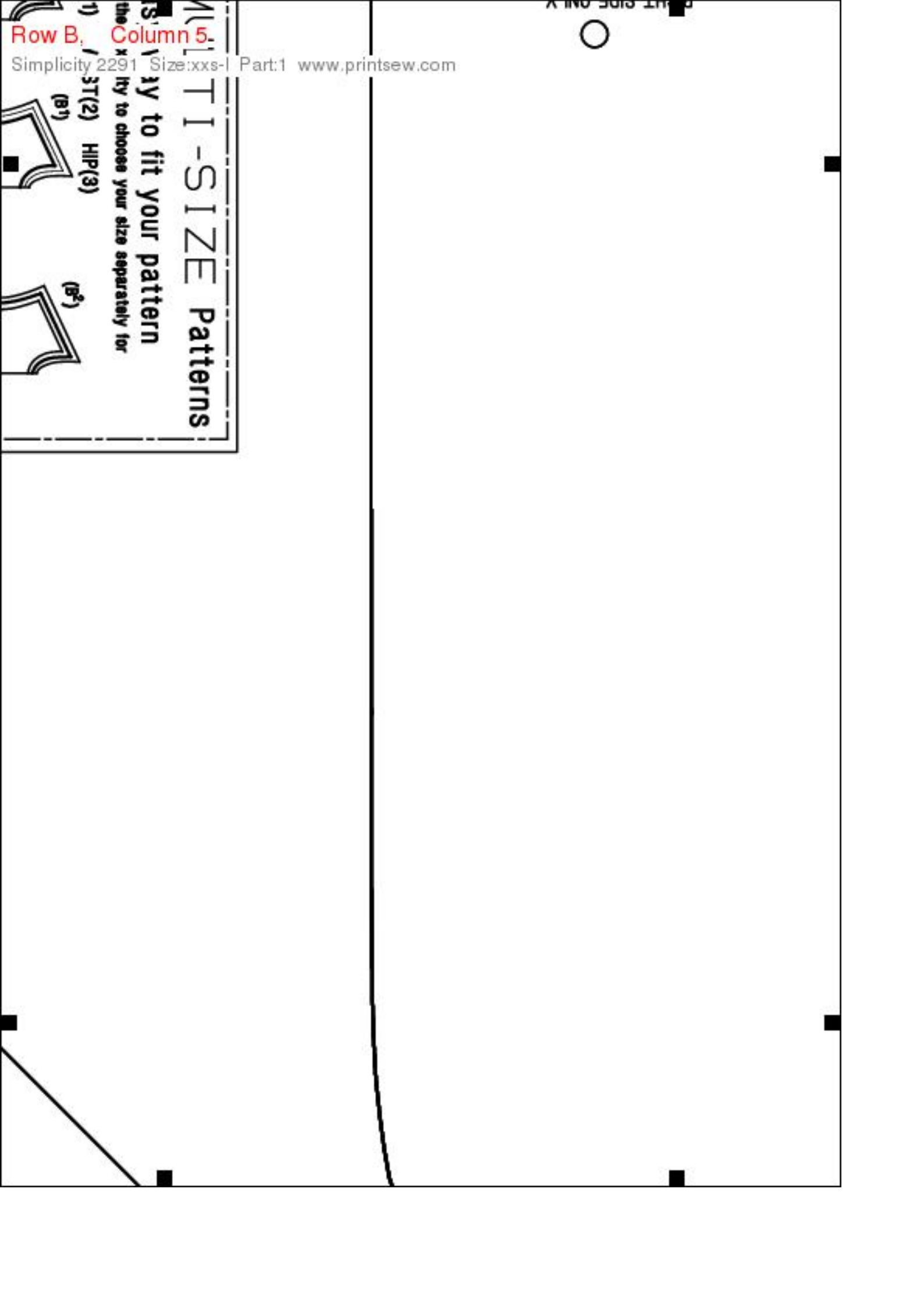
the x to choose your size separately for

1) 3T(2) HIP(3)

(B¹)





(B²)



Row C, Column 5

Simplicity 2291 Size:xxs-l Part:1 www.printsew.com






Row E, Column 5

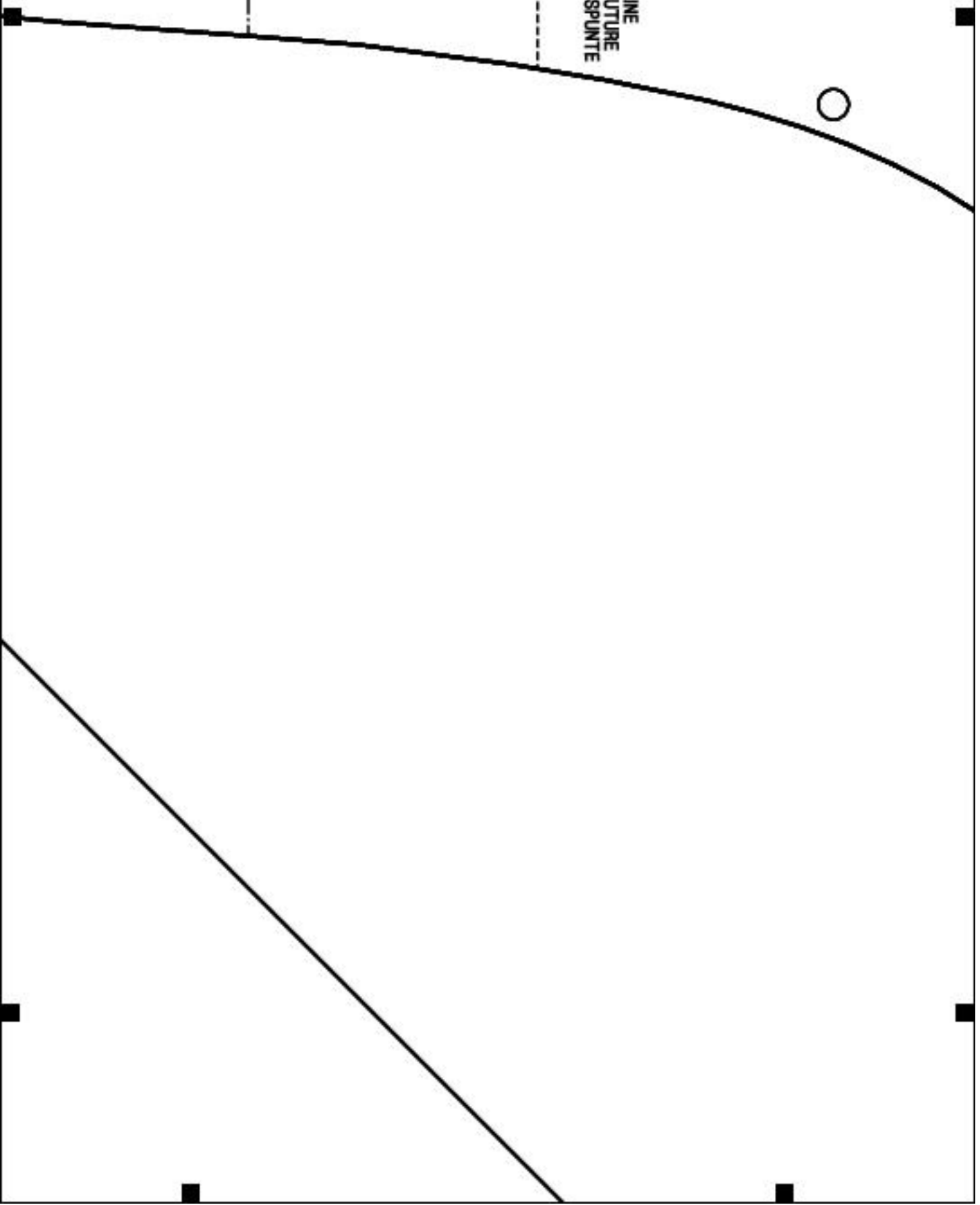
Simplicity 2291 Size:xxs-l Part:1 www.printsew.com


ADVANCE
SRE DE 6MM
URA DE 6MM



CENT : FRONT
MILLE DU DEVANT
CENT | DEL. FRENTE
MIDDI VOOR
VORD IE MITTE

STITCHING LINE
LIGNE DE COUTURE
LINEA DE PESPUNTE
STIKLIN
STEPPLINE




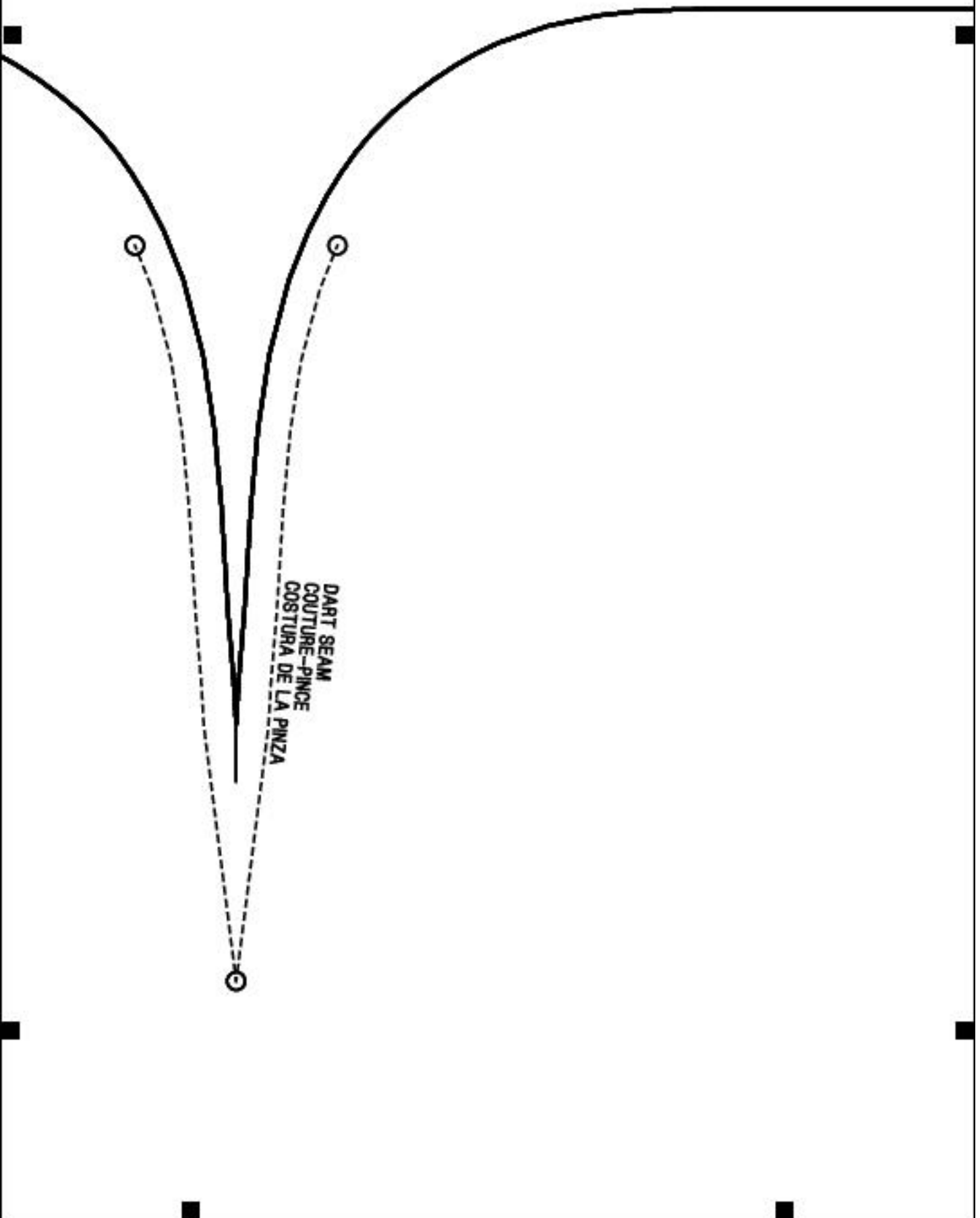


Row E, Column 6

Simplicity 2291 Size:xxs-l Part:1 www.printsew.com

1/4 IN. SEAM ALLOWANCE
VALEUR DE COUURE
MADE IN THE USA





CUT 1 ON FOLD OF CONTRAST FABRIC
COUPEZ 1 SUR LA PLIURE EN TISSU CONTRASTANT
CORTE 1 EN EL DOBLEZ DE TELA CONTRASTANTE
1 OP DE STOVUUM KNIPPEN EN KONTRAST
1 IM STOFFBRUCH ZUSCHNEIDEN KONTRAST

CUT 1 ON FOLD OF FABRIC
COUPEZ 1 SUR LA PLIURE DANS DU TISSU
CORTE 1 EN DOBLEZ DE TELA
KNIP 1 EN DOBLEZ DE TELA
1 AUS DEM STOFFBRUCH ZUSCHNEIDEN

VORDERTEL UND RÜCKENTEL
VOORKANT EN ACHTERKANT

THEME 1 ATRAS

008 ET DEVANT
D08 X 130A8

FRONT AND BACK - E, F

Row C, Column 7

Simplicity 2291 Size:xxs-l Part:1 www.printsew.com

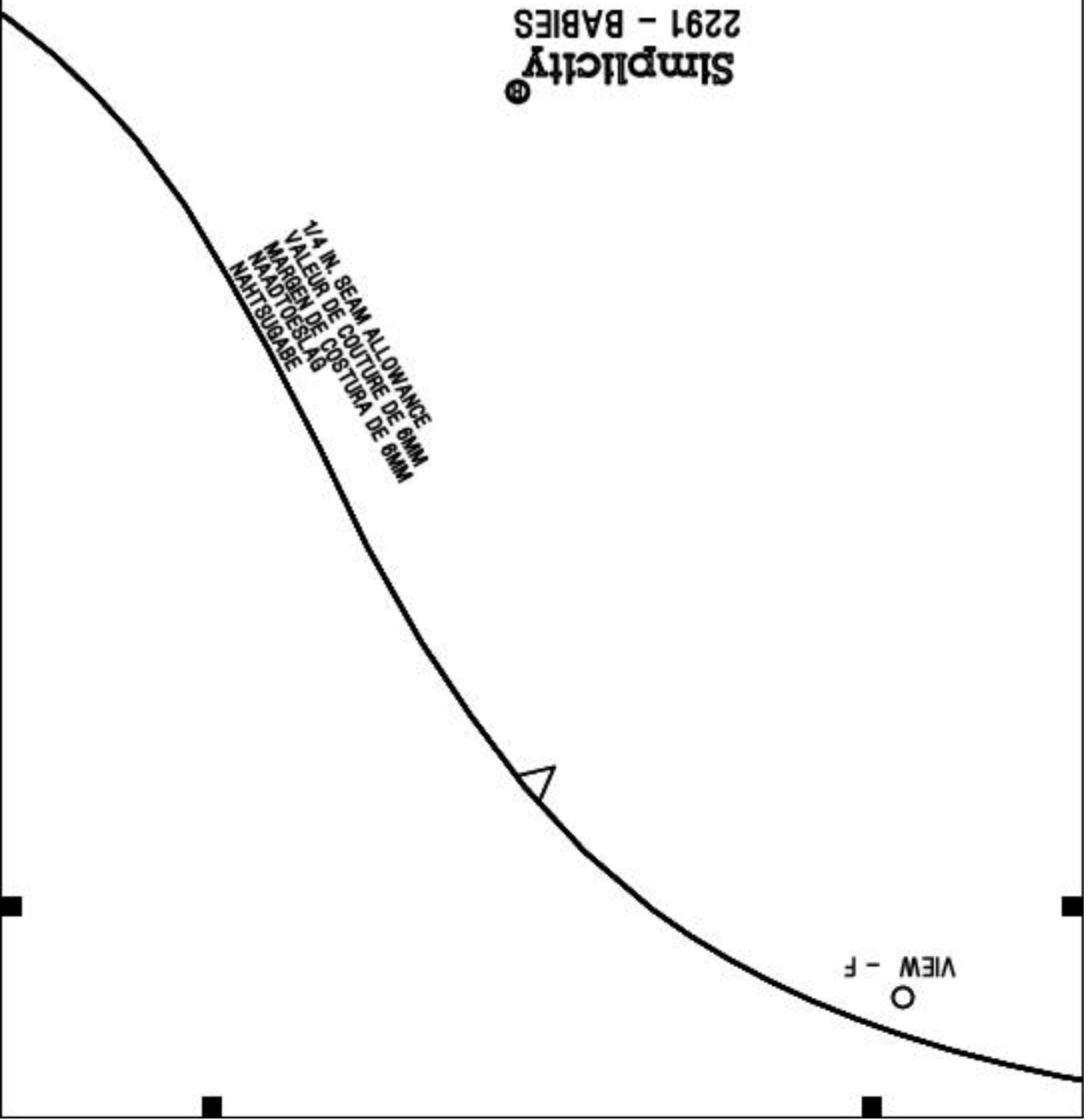
15

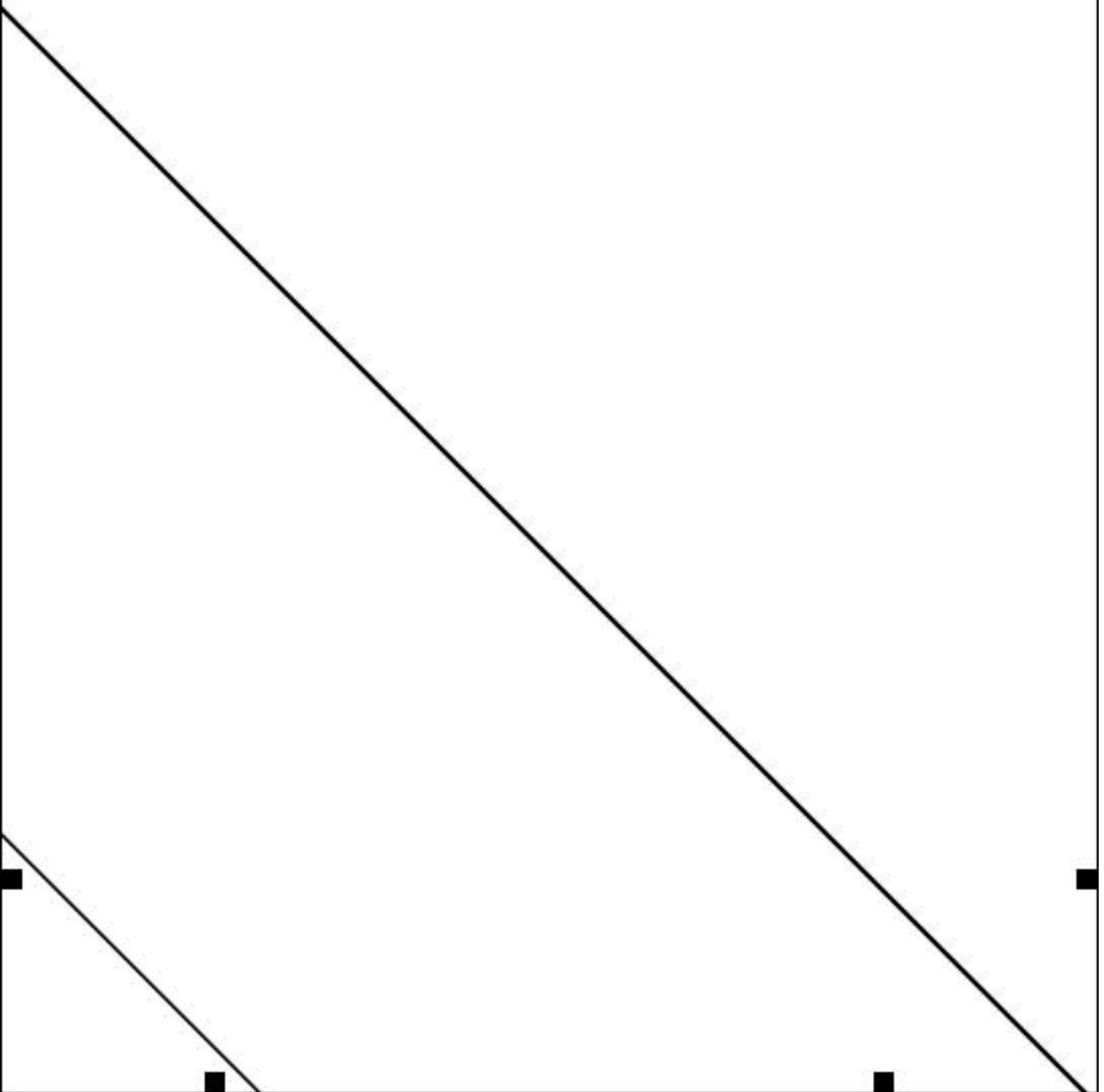
ONE SIZE
UNE TAILLE
UNA TALLA
EEN MAAT
EINE GROSSE

Simplicity®
2291 - BABIES

1/4 IN. SEAM ALLOWANCE
VALEUR DE COUTURE DE 6MM
MARGEN DE COSTURA DE 6MM
NAADTOESLAG
NAITTSUGABE

VIEW - F
○





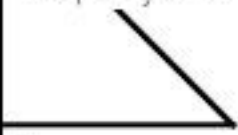


CENTER FOLD
PLIURE DU MILIEU
PLIEGUE DEL CENTRO
MIDDLE STOFFVOUW
MITTEL STOFFBRUCH



VIEW - F
VUE
VISTA
ZICHT
ANSICHT





PRINT THIS PAGE FIRST! To make sure your printer setup correctly.
The below square should measure 1 inch x 1 inch (2.54 cm x 2.54 cm) after printing.
Allow square to have 1/16 inch (2 mm) deviation for printer calibration differences.

sele

Make sure your printer is set to the same paper size that you

To save ink, set your printer to Draft or Fast Draft.

2291

Simplicity



3/8 IN. SEAM ALLOWANCE

FOLD LINE
LIGNE DE PLURE
LINEA DEL DOBLEZ
VOUWLIJN
FALTLINIE

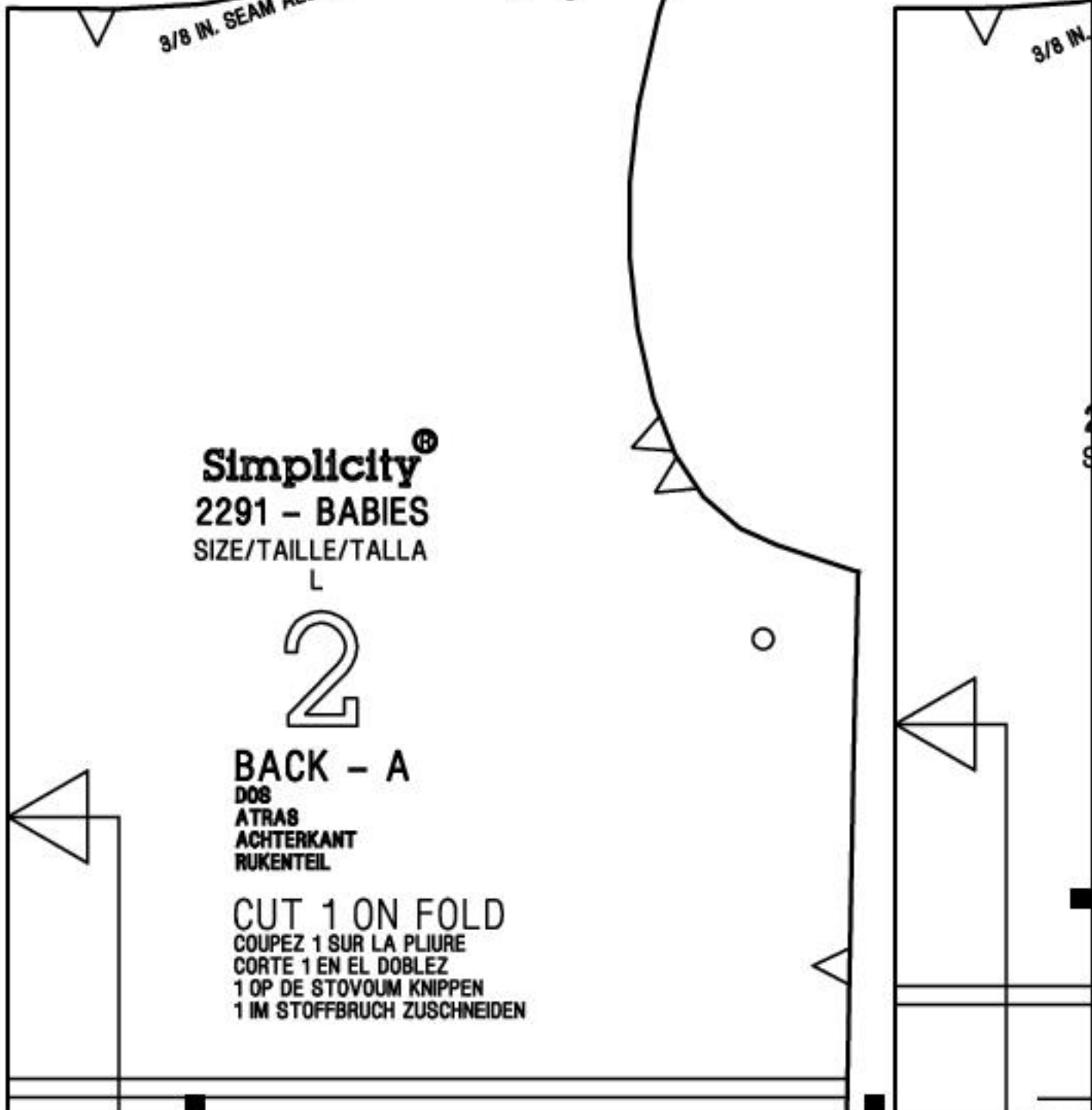
3/8 IN.

Simplicity[®]
2291 - BABIES
SIZE/TAILLE/TALLA

L
2

BACK - A
DORS
ATRAS
ACHTERKANT
RUKENTEIL

CUT 1 ON FOLD
COUPEZ 1 SUR LA PLIURE
CORTE 1 EN EL DOBLEZ
1 OP DE STOVUUM KNIPPEN
1 IM STOFFBRUCH ZUSCHNEIDEN



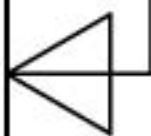
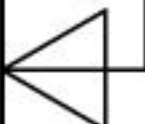
WAIST LINE
TAILLE
CINTURA
RIEM LIJN
TALLENLINE

CENTER FOLD
PLIURE DU MILIEU
PLIEGUE DEL CENTRO
MIDDLE STOFFVOUW
MITTEL STOFFBRUCH

3/8 IN. SEAM ALLOWANCE
VALEUR DE COUTURE DE 1.0 CM.
MARGEN DE COSTURA DE 1.0 CM.
NAADTOESLAG
NAHTSUGABE

CENTER FOLD
PLIURE DU MILIEU
PLIEGUE DEL CENTRO
MIDDLE STOFFVOUW
MITTEL STOFFBRUCH

WAIST
TAILLE
CINTURA
RIEM LIJN
TALLENLINE



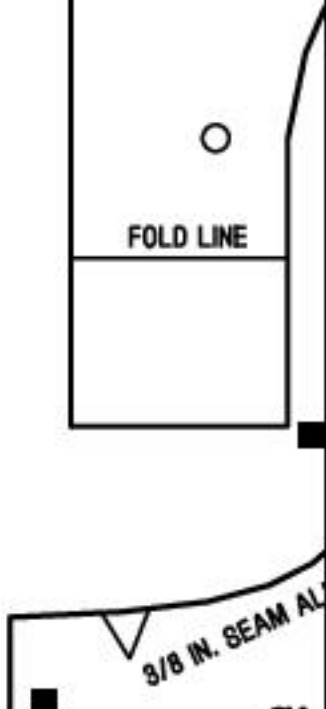
FOLD LINE

FOLD LINE

FOLD LINE
LIGNE DE PLURE
LINEA DEL DOBLEZ
VOUWLIJN
FALTLINE

SEAM ALLOWANCE

3/8 IN. SEAM AL



3/8 IN

SIZE
229
SIZE

Row C, Column 1

Simplicity 2291 Size:xxs-l Part:2 www.printsew.com

Simplicity®
2291 - BABIES
SIZE/TAILLE/TALLA

XS
2

BACK - A
DOS
ATRAS
ACHTERKANT
RUKENTEIL

CUT 1 ON FOLD
COUPEZ 1 SUR LA PLIURE
CORTE 1 EN EL DOBLEZ
1 OP DE STOFFVOUW KNIPPEN
1 IM STOFFBRUCH ZUSCHNEIDEN

CENTER FOLD
PLIURE DU MILIEU
PLIEGUE DEL CENTRO
MIDDLE STOFFVOUW
MITTEL STOFFBRUCH

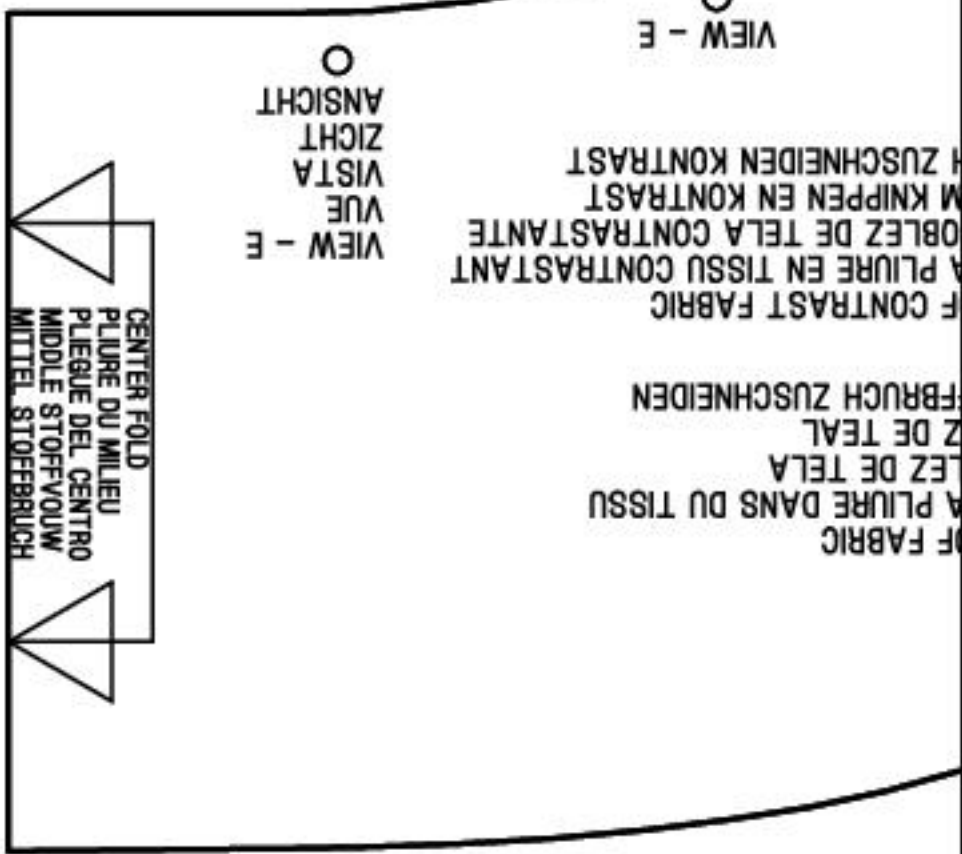
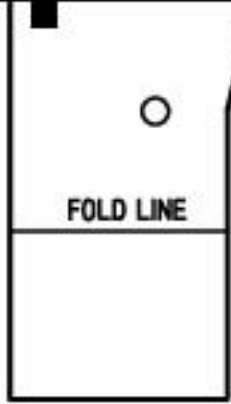
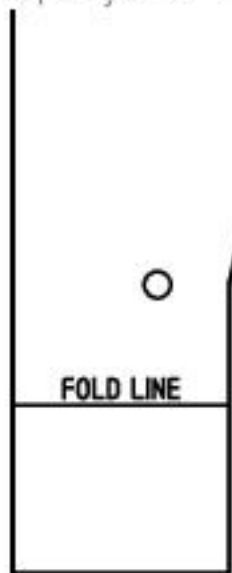
WAISTLINE
TAILLE
CINTURA
RIEM LIJN
TAILLENLINIE

3/8 IN. SEAM ALLOWANCE
VALEUR DE COUTURE DE 1.0 CM.
MARGEN DE COSTURA DE 1.0 CM.
NAADTOESLAG
NAHTSUGABE

CENTER FOLD
PLIURE DU MILIEU
PLIEGUE DEL CENTRO
MIDDLE STOFFVOUW
MITTEL STOFFBRUCH

WAISTLINE
TAILLE
CINTURA
RIEM LIJN
TAILLENLINIE

BACK - A
CUT 1



VIEW - E
VUE
VISTA
ZICHT
ANSICHT

VIEW - E

CENTER FOLD
PLIURE DU MILIEU
PLIEGUE DEL CENTRO
MIDDLE STOFFVOUW
MITTEL STOFFBRUCH

F FABRIC
A PLIURE DANS DU TISSU
LEZ DE TELA
Z DE TEAL
FBRUCH ZUSCHNEIDEN
F CONTRAST FABRIC
A PLIURE EN TISSU CONTRASTANT
OBLEZ DE TELA CONTRASTANTE
M KNIPPEN EN KONTRAST
H ZUSCHNEIDEN KONTRAST


1/4 IN. SEAM ALLOWANCE
VALEUR DE COUTURE DE 6MM
MARGEN DE COSTURA DE 6MM

2291 - BAL
ONE SIZE
UNE TAILLE
UNA TALLA
EEN MAAT
ENE GROSSE

EAR - F
DREILLE
OREJA

CUT 2 OF FABRIC
COUPEZ 2 DANS 1
CORTE 2 DE TELA
KNIP 2 DE STOF
SCHNEIDEN 2 AUS

CUT 2 OF CONTRA
COUPEZ 2 DU TISS
CORTE 2 DE TELA
KNIP 2 IN KONTRA
2 AUS KONTRAST



BIES

19

DU TISSU

DEM STOFF

ST FABRIC

BU CONTRASTANT

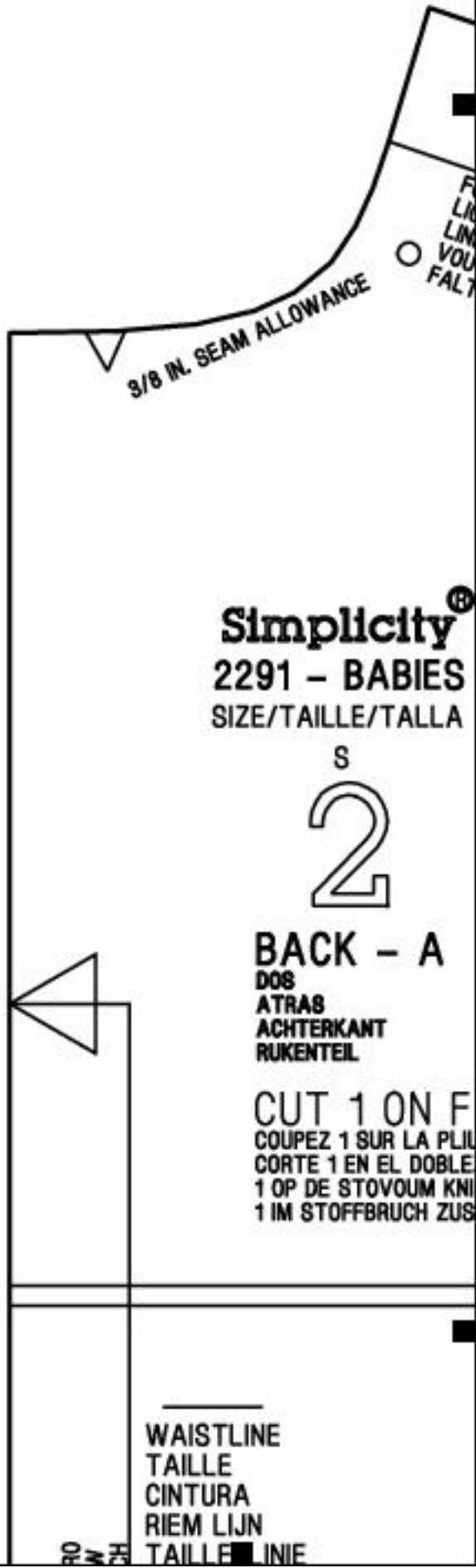
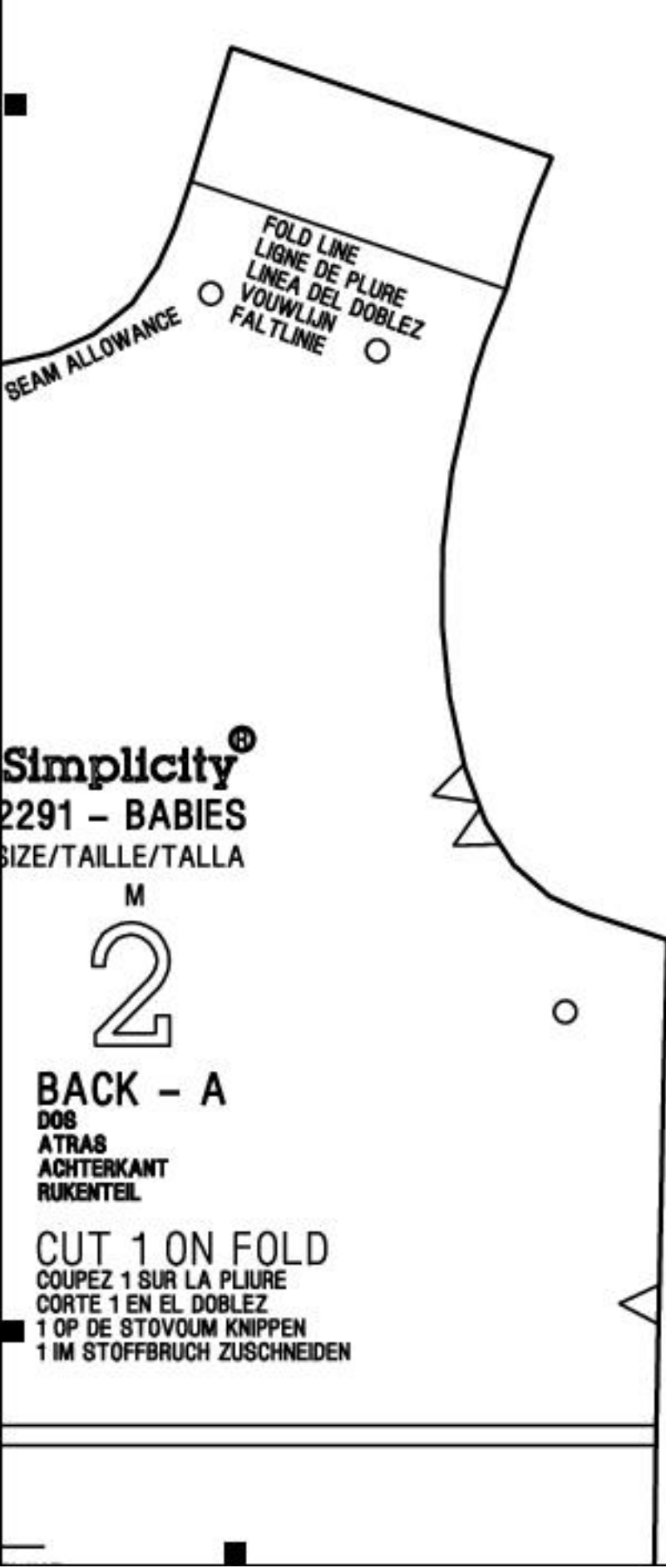
ST CONTRASTANTE

SCHNEI

Row E, Column 1

Simplicity 2291 Size:xxs-l Part:2 www.printsew.com





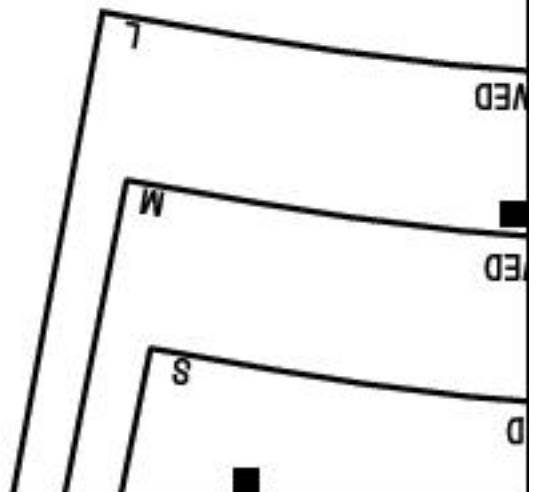
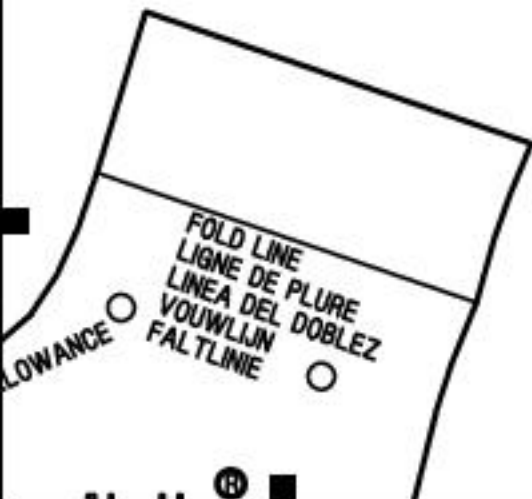
ENLIGNE

3/8 IN. SEAM ALLOWANCE
VALEUR DE COUTURE DE 1.0 CM.
MARGEN DE COSTURA DE 1.0 CM.
NAADTOESLAG
NAHTSUBAGBE

CENTER FOLD
PLIURE DU MILIEU
PLIEGUE DEL CENT
MIDDLE STOFFVOU
MITTEL STOFFBRU

3/8 IN. SEAM ALLOWANCE
VALEUR DE COUTURE DE 1.0 CM.
MARGEN DE COSTURA DE 1.0 CM.
NAADTOESLAG
NAHTSUBAGBE

FOLD LINE



XXS

2

BACK - A

08
TRAS
CHTERKANT
UKENTEIL

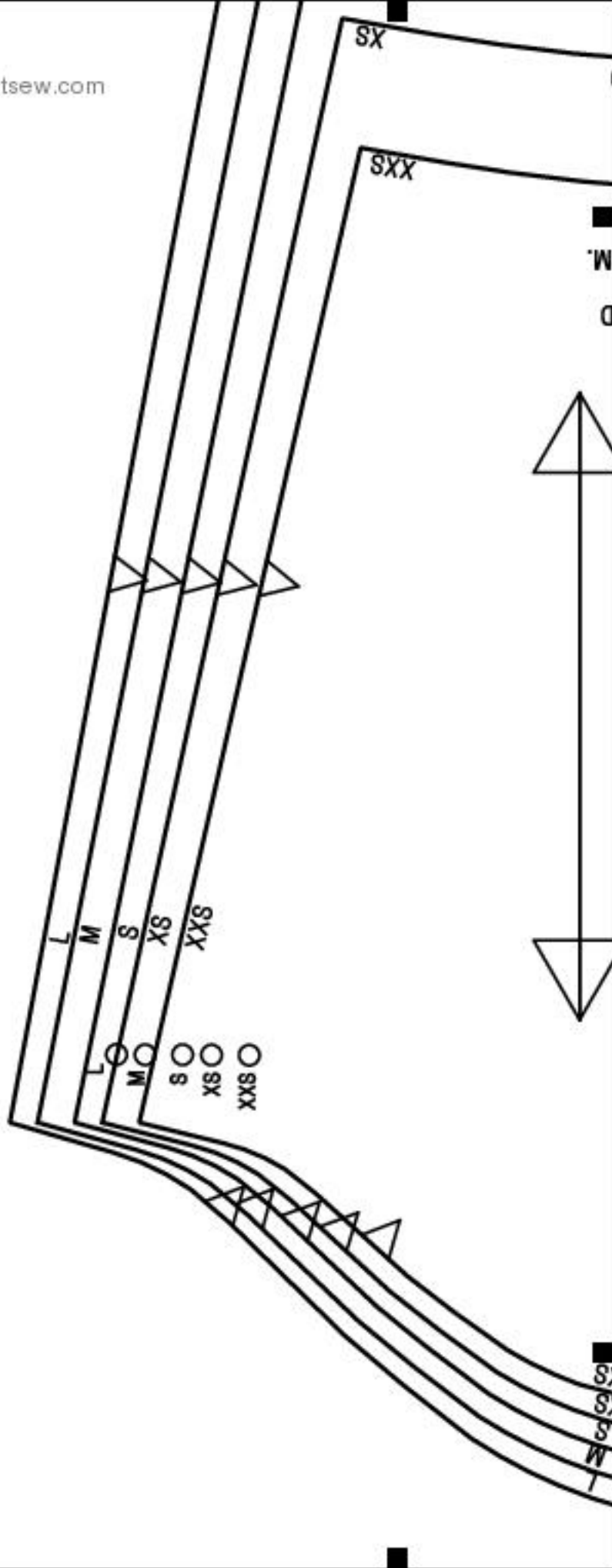
CUT 1 ON FOLD

DUPEZ 1 SUR LA PLIURE
ORTE 1 EN EL DOBLEZ
OP DE STOVOUM KNIPPEN
IM STOFFBRUCH ZUSCHNEIDEN

E

NIE

3/8 IN. SEAM ALLOWANCE
VALEUR DE COUTURE DE 1.0 CM.
MARGEN DE COSTURA DE 1.0 CM.
NAHTSUGABE



W
D

S
S
M
L

HOOD - E, F
 CAPUCHON
 CAPUCHA
 CAPUCHON
 KAPUZE

ONE SIZE
 UNE TAILLE
 UNA TALLA
 EEN MAAT
 EINE GROSSE

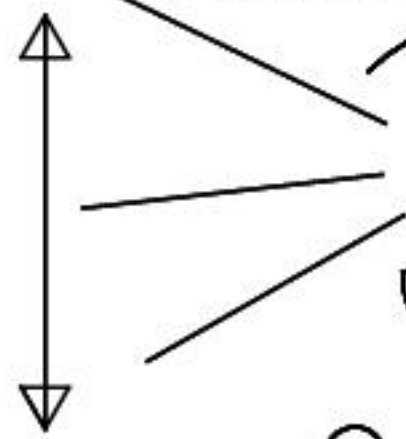
Simplicity
 2291 - BABIES

CUT 1 ON FOLD
 COUPEZ 1 SUR LA
 CORTE 1 EN DOBL
 KNIP 1 EN DOBLE
 1 AUS DEM STOFF
 CUT 1 ON FOLD
 COUPEZ 1 SUR LA
 CORTE 1 EN EL D
 1 OF DE STOFF
 1 IM STOFFBRUCH

1/4 IN. SEAM ALLOWANCE
 VALEUR DE COUTURE DE 6MM
 MARGEN DE COSTURA DE 6MM



CUT 2 OF FABRIC
 COUPEZ 2 DANS DU TISSU
 CORTE 2 DE TELA
 KNIP 2 DE STOF
 SCHNEIDEN 2 AUS DEM STOFF

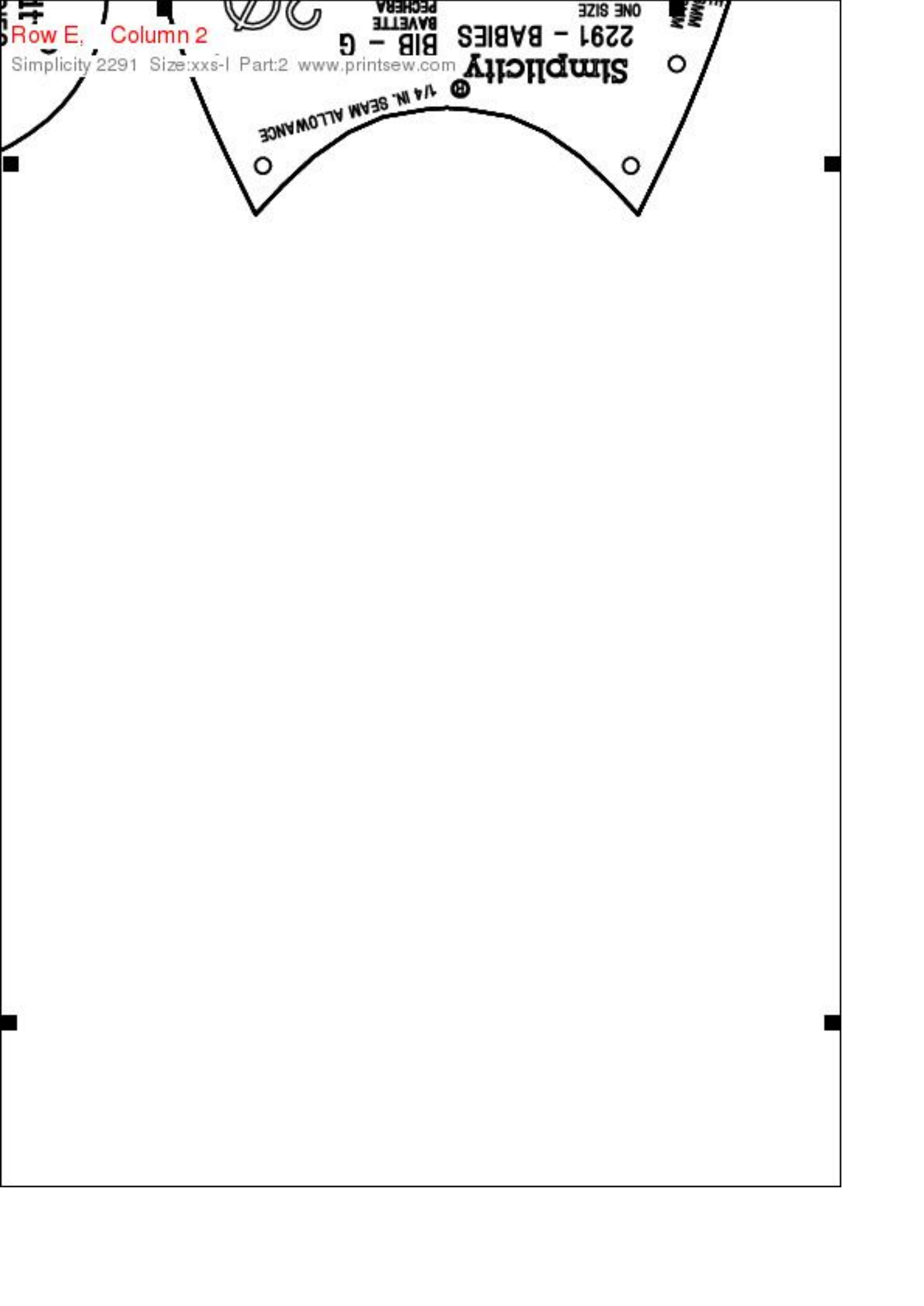


SLABBETJE
 LATZ
 2

CUT 2 OF INTERFACING
 COUPEZ 2 DANS DE L'ENTOILAGE
 CORTE 2 DE ENTRETELA
 KNIP 2 DE BINNENWERK
 2 AUS EINLAGE

1/4 IN. SEAM ALLOWANCE
 VALEUR DE COUTURE DE 6MM
 MARGEN DE COSTURA DE 6MM

Simplicity



Row E, Column 2

Simplicity 2291 Size:xxs-l Part:2 www.printsew.com

ONE SIZE
2291 - BABIES
BIB - G
Simplicity
BAVETTE
PECHERA

1/4 IN. SEAM ALLOWANCE

OLD LINE
GNE DE PLURE
EA DEL DOBLEZ
WLIJN
LINE

OLD
URE
Z
PPEN
CHNEIDEN

L M S
XS XS XS XS XS XS XS XS XS XS XS XS
SXX

CENTER BACK SEAM



CENTER FRONT
MILIEU DU DEVAINT
CENTRO DEL FRENTE
MIDDEN VOOR
VORDERE MITTE

S XS XS XS XS XS XS XS XS XS XS XS XS

Simplicity
2291 - BABIES
SIZES/TAILLES/TALLAS
XXS, XS, S, M, L



BOOTIE - B
CHAUSSEON
BOTTA

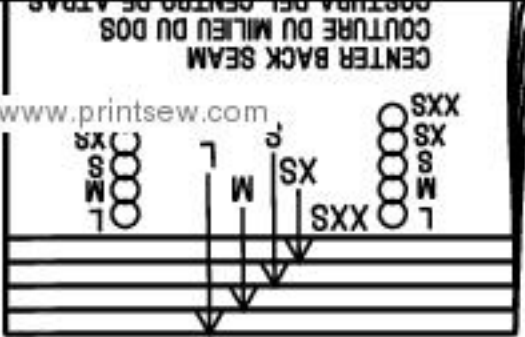
CUT 2
COUPEZ 2
CORTE 2
KNIPPEN 2
SCHNEIDEN 2

EASE
SOUTENIR
EMBEBA
TOEGEVEN
DIE WEITE EINHALTEN

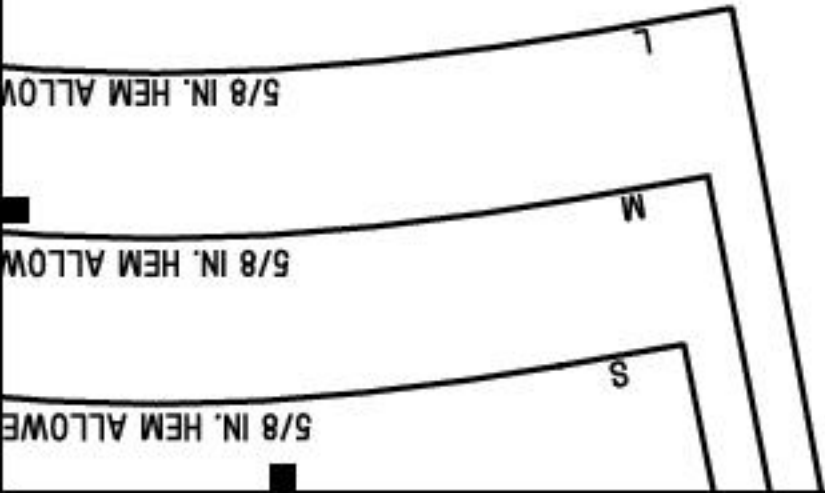
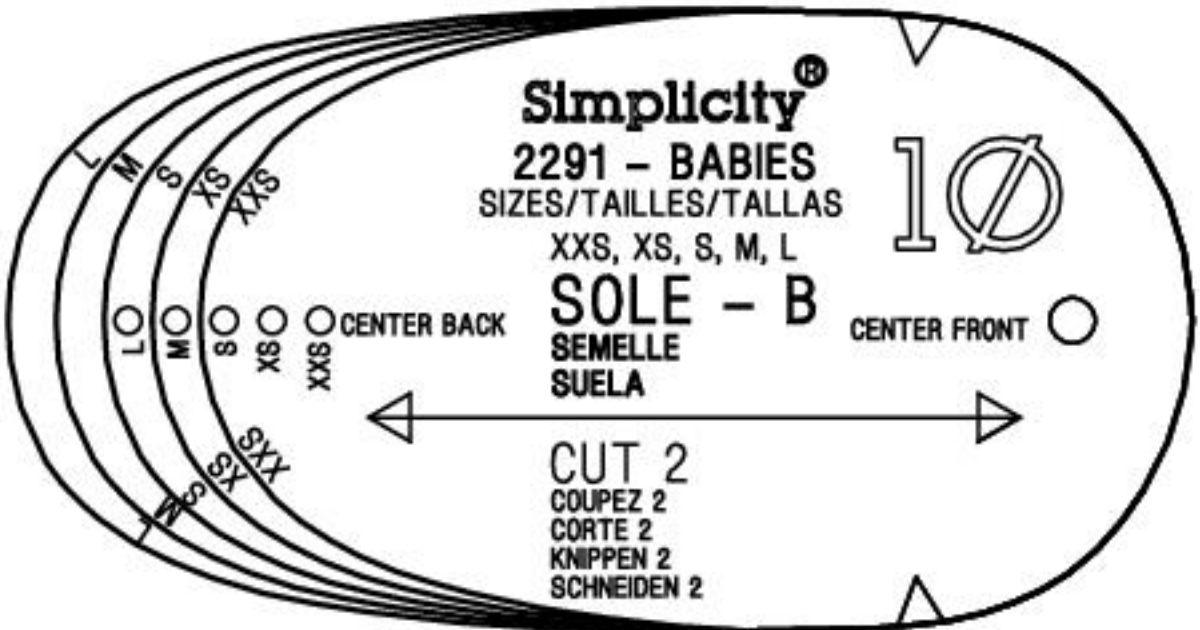
COSTURA DEL CENTRO DE ATRAS
MIDDENNACHTERNAAD
RUCKWARTIGE MITTELNAHT

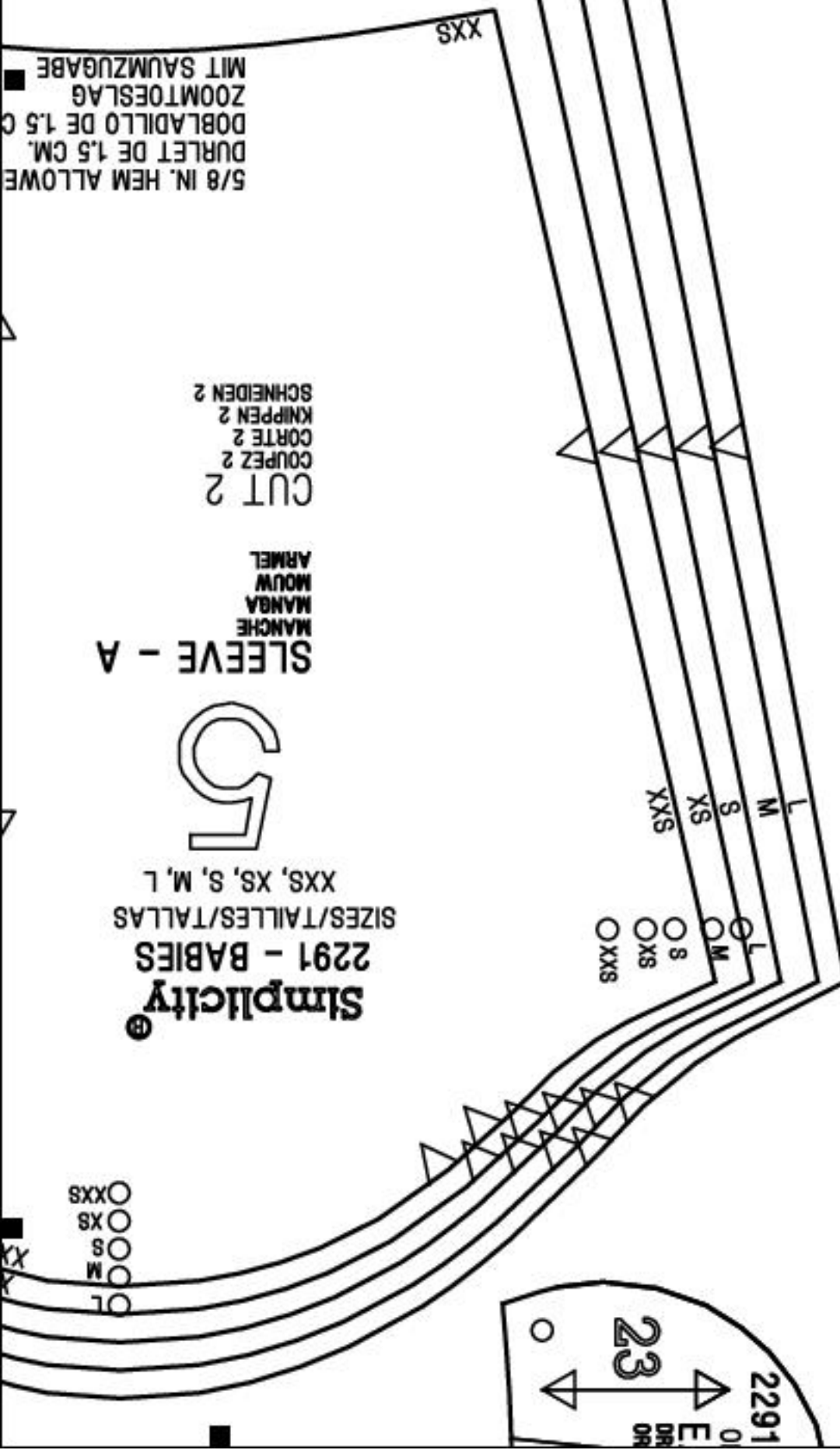
Row B, Column 3

Simplicity 2291 Size:xxs-l Part:2 www.printsew.com



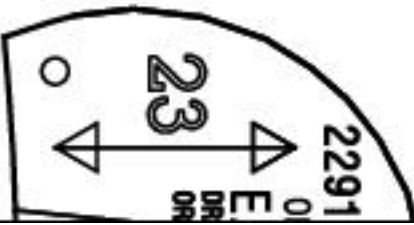
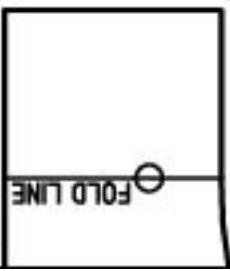
ALLOWANCE
COUTURE DE 1.0 CM.
LAG
COSTURA DE 1.0 CM.
BABE





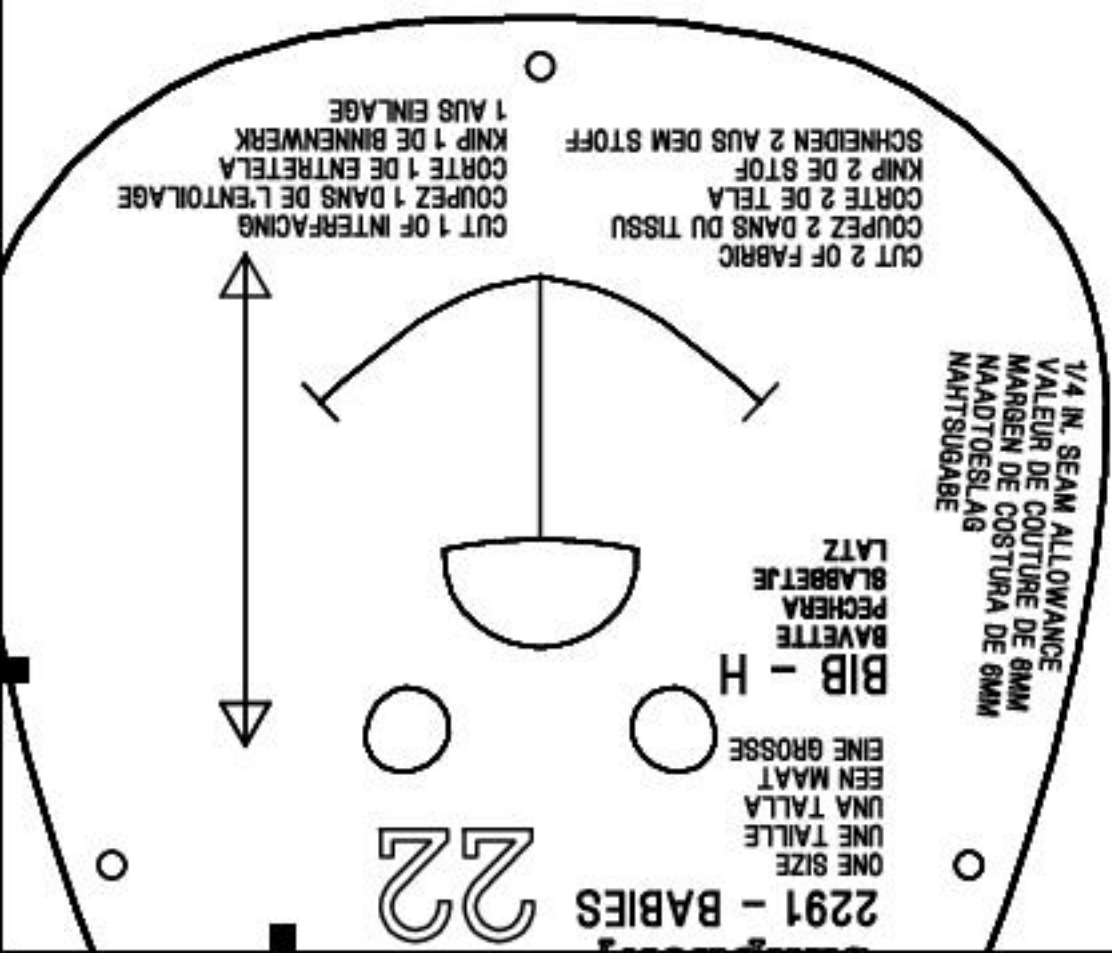
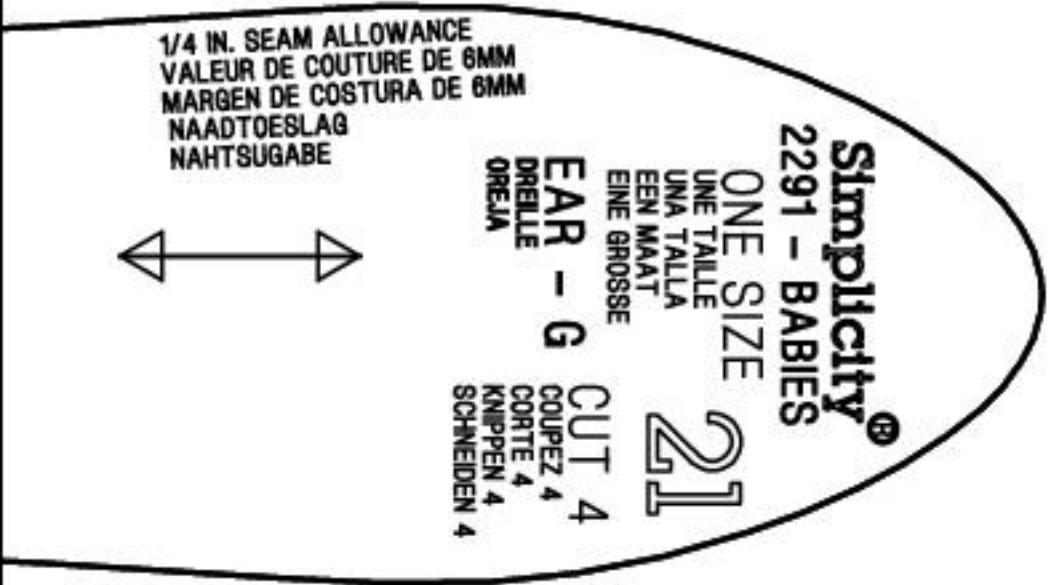
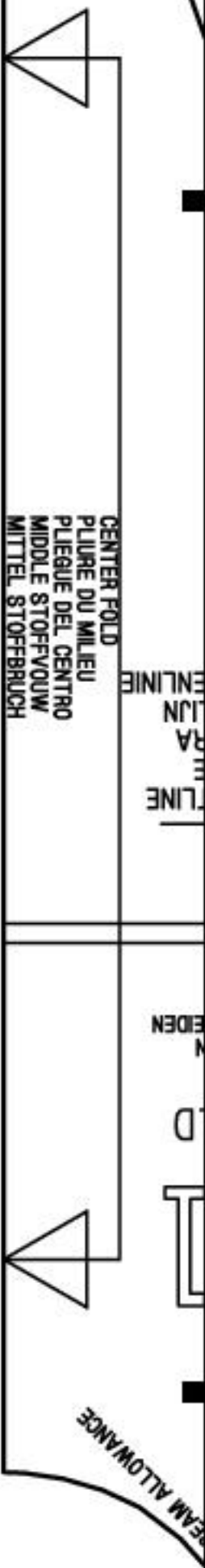
2291
A(XXS-L)
0046


WE USE RECYCLED PAPER
 FOR OUR PATTERN PRODUCTS
 NOUS UTILISON DU PAPIER
 RECYCLE POUR NOS PATRONS

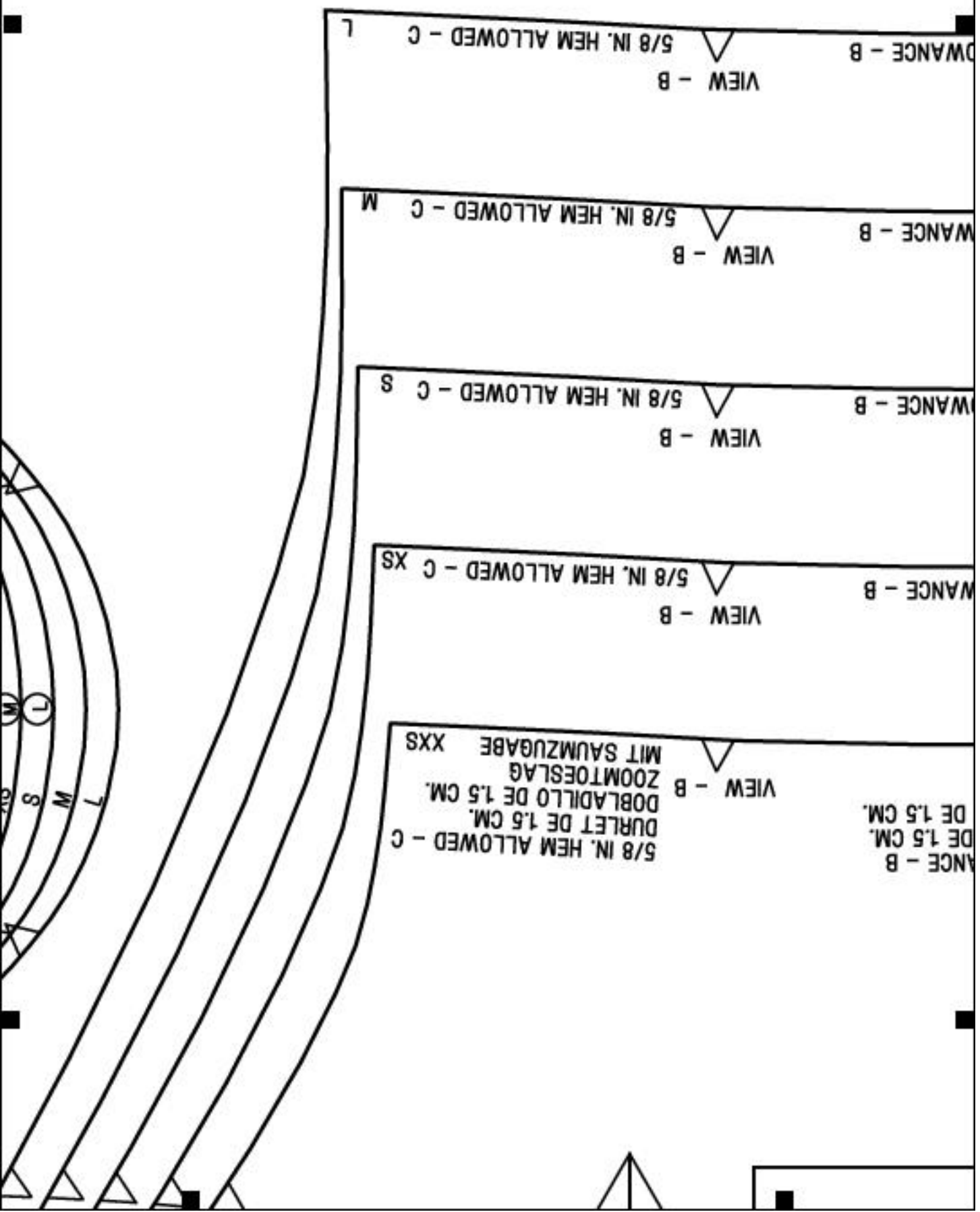


Simplicity
 2291 - BABIES
 SIZES/TALLAS/TALLAS
 XXS, XS, S, M, L









POCKET LINE
LIGNE DE LA POCHE
LINEA DEL BOLSILLO

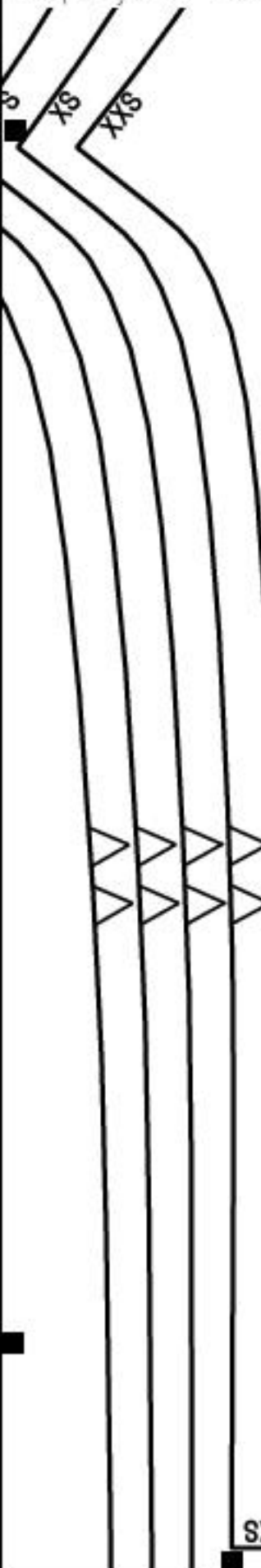
TRADEMARK
REGISTERED
IN THE
UNITED STATES
OF AMERICA

UNITED STATES

B, C

WAISTLINE
TAILLE
CINTURA
RIEM LIJN
TAILLELINE
L
M
S
XS
XXS

CENTER FRONT SEAM
COUTURE DU MILIEU DU DEVANT
COSTURA DEL CENTRO DEL FRENTE
MIDDENVOORNAAD
VORDERE MITTELNAHT



SXX

SX

1

U.S. & Canada Toll-Free
1-888-588-2700

Web Site
<http://www.simplicity.com>

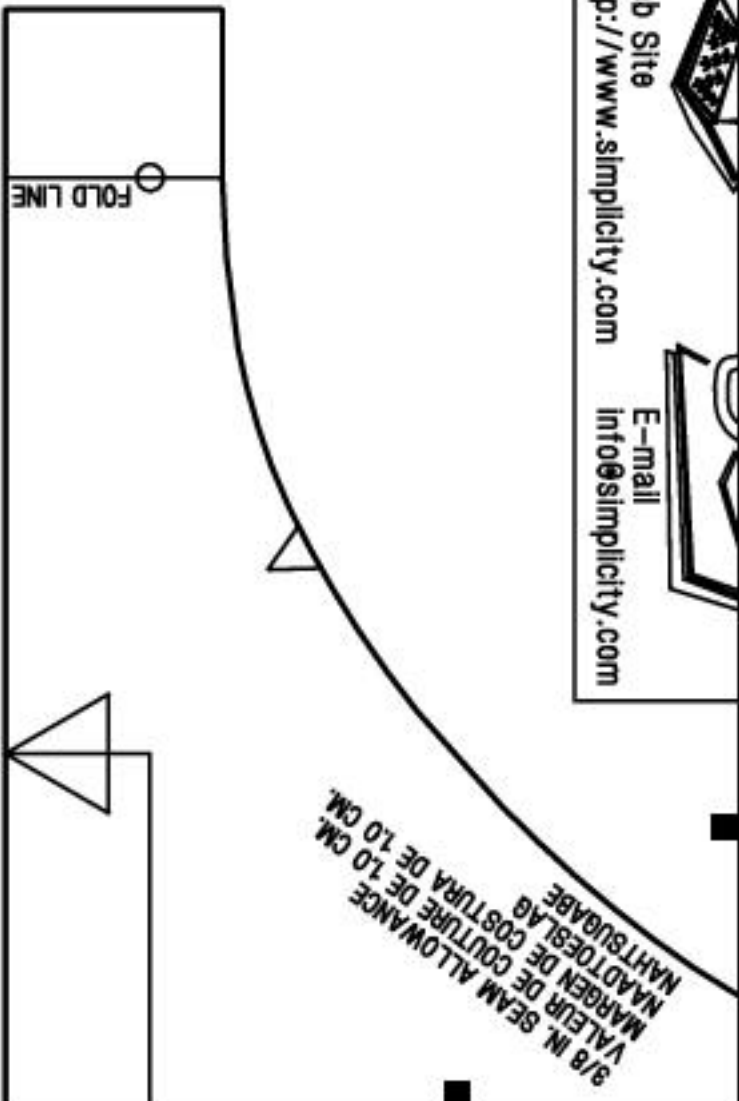
E-mail
info@simplicity.com

2291 - BABIES
SIZES/TAILLES/TALLAS
XXS, XS, S, M, L

LEG ELASTIC GUIDE - B
GUIDE POUR ELASTIQUE DU DOS
GUIA PARA EL ELASTICO DE LA PIERNA
SCHABLON VOOR ELASTIEK AAN DE BEENKANT
SCHABLONE FÜR GUMMIBAND AN DER BEINKANTE

CUT 2
COUPEZ 2
CORTE 2
KNIPPEN 2
SCHNEIDEN 2

XXS
XS
S
M
L



9/8 IN. SEAM ALLOWANCE
VALEUR DE COUTURE DE 1.0 CM
MARGEN DE COSTURA DE 1.0 CM
NAADTOESLAG
NAHTSUGABE

CENTER FOLD
PLIURE DU MILIEU
PLEGUE DEL CENTRO
MIDDLE STOFFVOUW
MITTEL STOFFBRUCH

WAISTLINE
TALLE
CINTURA
RIEM LĪNĀ
TALLENLINIE

CUT 1 ON FOLD
COUPEZ 1 SUR LA PLIURE
CORTE 1 EN EL DOBLEZ
1 OP DE STOVUUM KNIPPEN
1 IM STOFFBRUCH ZUSCHNEIDEN

FRONT - A
DEVANT
FRENTE
VOORKANT
VORDERTEIL



SIZE/TALLE/TALLA
2291 - BABIES
Simplicity®

WAISTLINE
TALLE
CINTURA
RIEM LĪNĀ
TALLENLINIE

CUT 1 ON FOLD
COUPEZ 1 SUR LA PLIURE
CORTE 1 EN EL DOBLEZ
1 OP DE STOVUUM KNIPPEN
1 IM STOFFBRUCH ZUSCHN

FRONT - A
DEVANT
FRENTE
VOORKANT
VORDERTEIL

SIZE/TALLE/TALLA
2291 - BABIES
Simplicity®

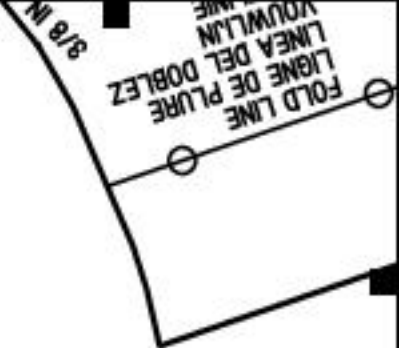
9/8 IN. SEAM ALLOWANCE
VALEUR DE COUTURE DE 1.0 CM
MARGEN DE COSTURA DE 1.0 CM
NAADTOESLAG
NAHTSUGABE

SEAM ALLOWANCE
VALEUR DE COUTURE DE 1.0 CM
MARGEN DE COSTURA DE 1.0 CM
NAADTOESLAG
NAHTSUGABE

FALTLINIE

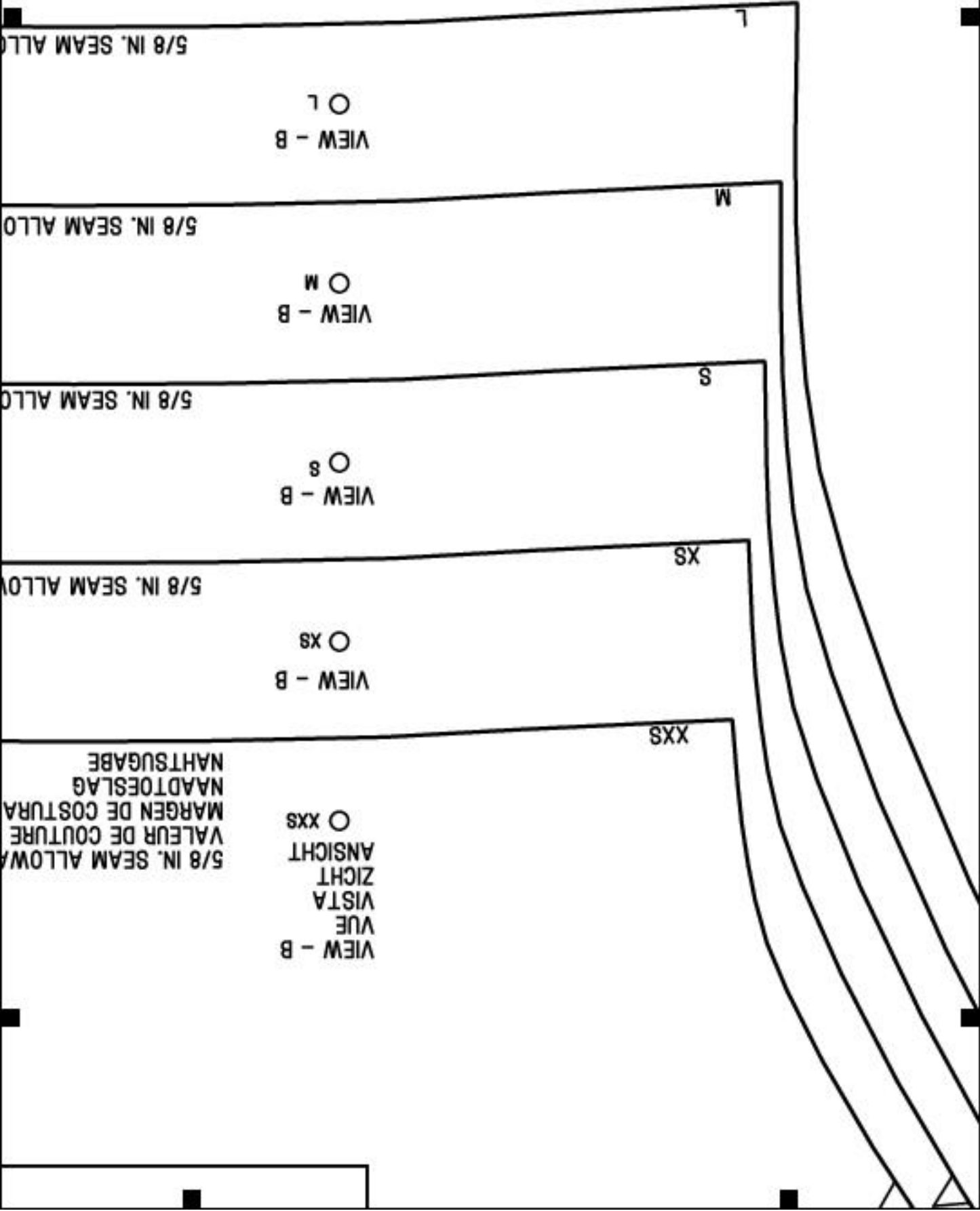
Row E, Column 4

Simplicity 2291 Size:xxs-l Part:2 www.printsew.com



Row A, Column 5

Simplicity 2291 Size:xxs-l Part:2 www.printsew.com



SIMPLICITY IS A REGISTERED
OF SIMPLICITY PATTERN CO. IN
SIMPLICITY EST LA MARQUE D
DE SIMPLICITY PATTERN CO. IN

PRINTED IN USA
IMPRIME AUX ETATS-UNIS
ESTAMPADA EN LOS ESTADOS

CUT 2
COUPEZ 2
CORTE 2
KNIPPEN 2
SCHNEIDEN 2

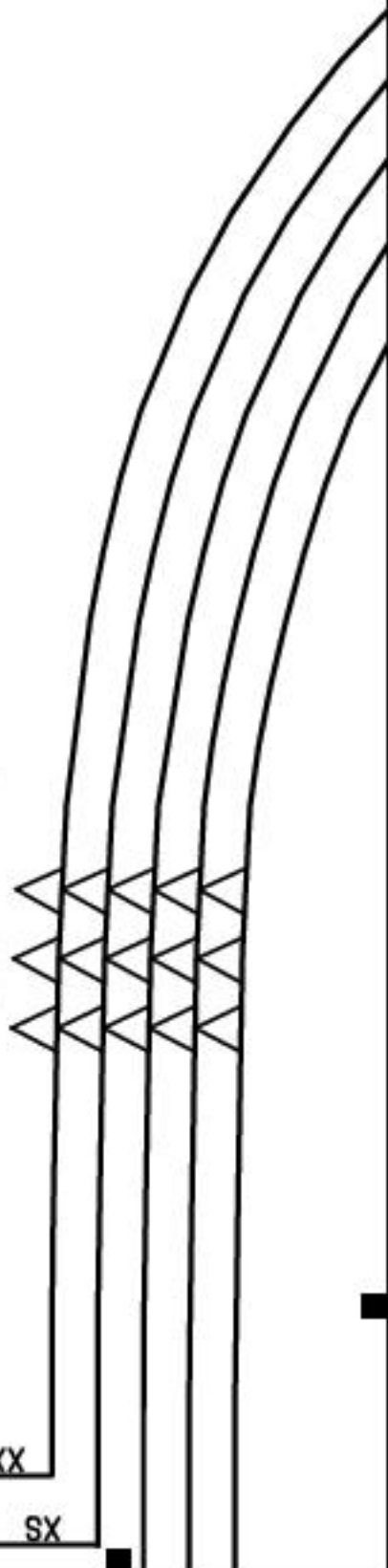
FRONT AND BACK
DOS ET DEVANT
FRENTE Y ATRAS
VOORKANT EN ACHTERKANT
VORDERTEL UND RUCKENTEL



SIZES/TAILLES/TALLAS
XXS, XS, S, M, L

2291 - BABIES
Simplicity®

CENTER BACK SEAM
COUTURE DU MILIEU DU DOS
COSTURA DEL CENTRO DE ATRAS
MIDDENACHTERNAAD
RUCKWARTIGE MITTELNAHT



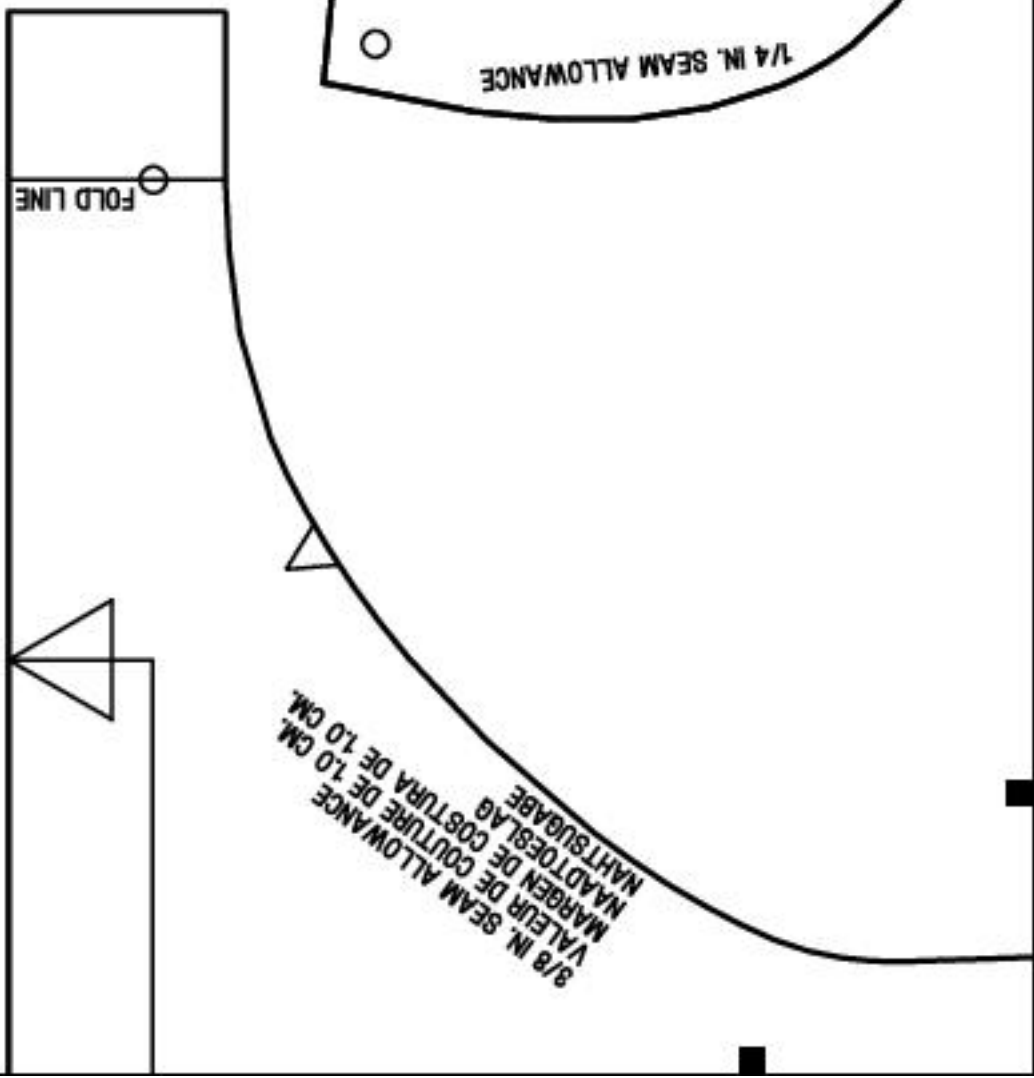
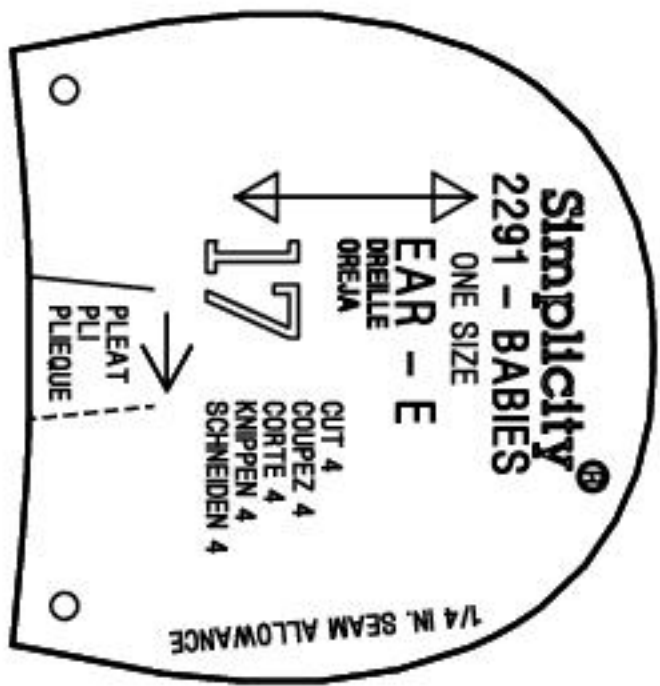
SXX

SX

S

M

L



CENTER FOLD
PLIURE DU MILIEU
PLIEGUE DEL CENTRO
MIDDLE STOFFVOUW
MITTEL STOFFBRUCH

WAISTLINE
TAILLE
CINTURA
RIEM LIJN
TALLENLINIE

CUT 1 ON FOLD
COPEZ 1 SUR LA PLIURE
CORTE 1 EN EL DOBLEZ
1 OF DE STOVUUM KNIPPEN
1 IM STOFFBRUCH ZUSCHNEIDEN

FRONT - A
DEVANT
FRENTE
VOORKANT
VORDERTEL



M

SIZE/TAILLE/TALLA

2291 - BABIES
Simplicity®

3/8 IN SEAM ALLOWANCE

FOLD LINE
LIGNE DE PLIURE
LÍNEA DEL DOBLEZ
VOUWLIJN
FALTLINE

Row E, Column 5

Simplicity 2291 Size:xxs-l Part:2 www.printsew.com

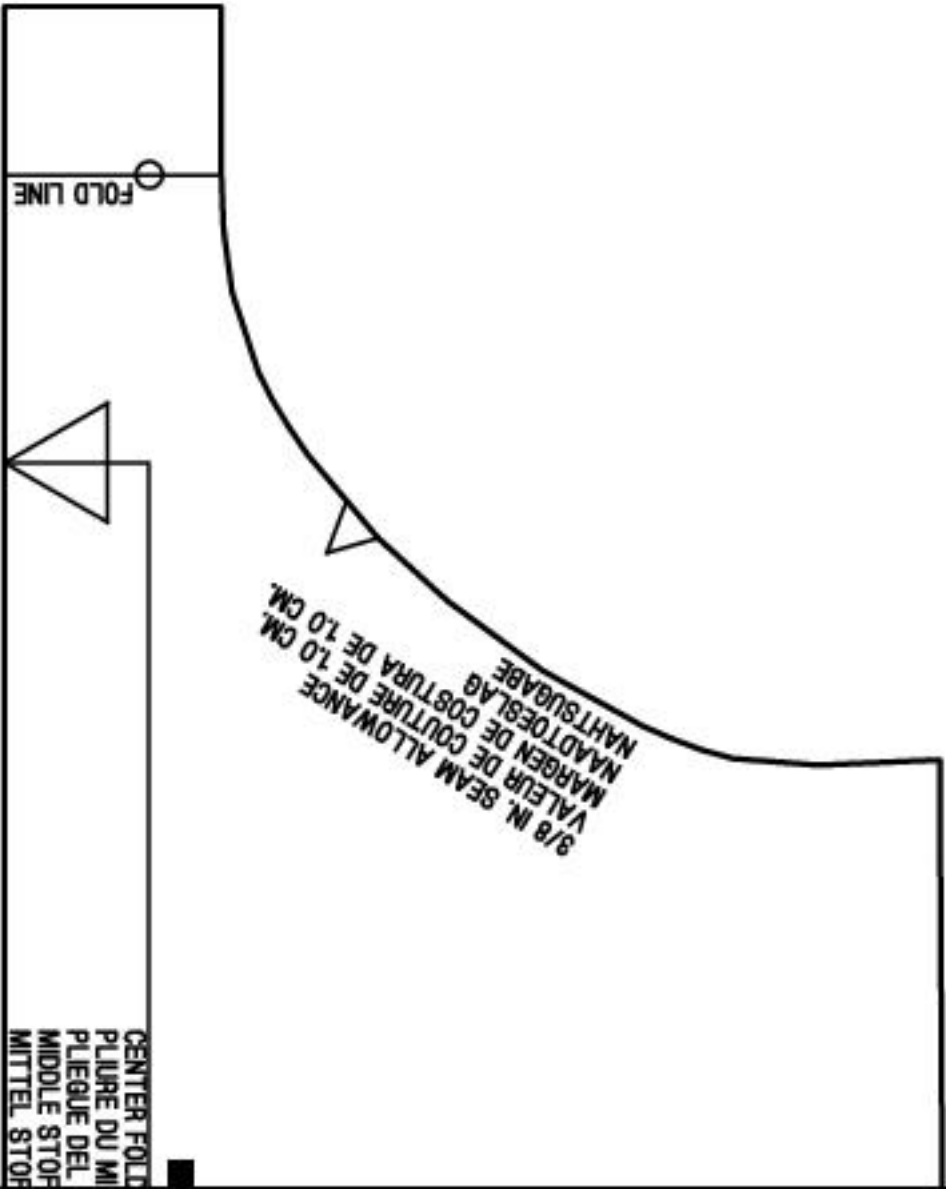
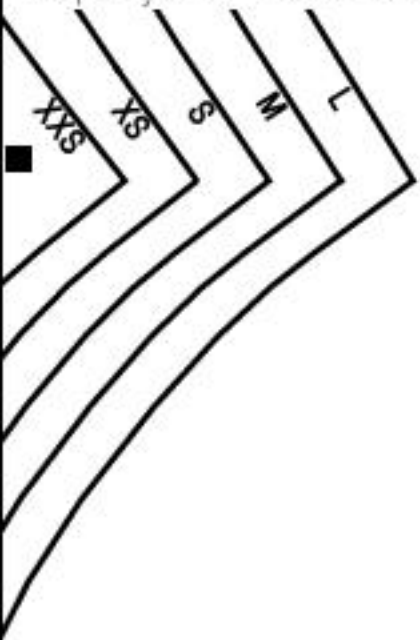
Simplicity® or **NEW LOOK®**

Now you can subscribe to SIMPLICITY or NEW LOOK catalogs.

Maintenant vous pouvez vous abonner aux catalogues de SIMPLICITY ou de NEW LOOK.

Ahora Ud. puede abonarse a los catalogos de SIMPLICITY o de NEW LOOK.

go to www.simplicity.com



CENTER FOLD
PLIURE DU MI
PLIEGUE DEL
MIDDLE STOR
MITTEL STOR

9/8 IN. SEAM ALLOWANCE
MARGEN DE COSTURA DE 1.0 CM
NAHTSUGABE
NAADTOESLAG
VALEUR DE COUTURE DE 1.0 CM

WAISTLINE
TALLE

CUT 1 ON FOLD
COUPEZ 1 SUR LA PLIURE
CORTE 1 EN EL DOBLEZ
1 OP DE STOVUUM KNIPPEN
1 IM STOFFBRUCH ZUSCHNEIDEN

FRONT - A
DEVANT
FRENTE
VOORKANT
VORDERTEIL

XS
SIZE/TAILLE/TALLA
Simplicity®

3/8 IN. SEAM ALLOWANCE

FOLD LINE
LIGNE DE PLIURE
LINEA DEL DOBLEZ
VOUWLIJN
FALTLINIE

FOLD LINE

CAL

8/8 IN SEAM ALLOWANCE
MARGEN DE COSTURA DE 10 CM
NAADT...
VALER DE CR...

CENTER FOLD
PLIURE DU MILIEU
PLIEGUE DEL CENTRO
MIDDLE STOFFVOUW
MITTEL STOFFBRUCH

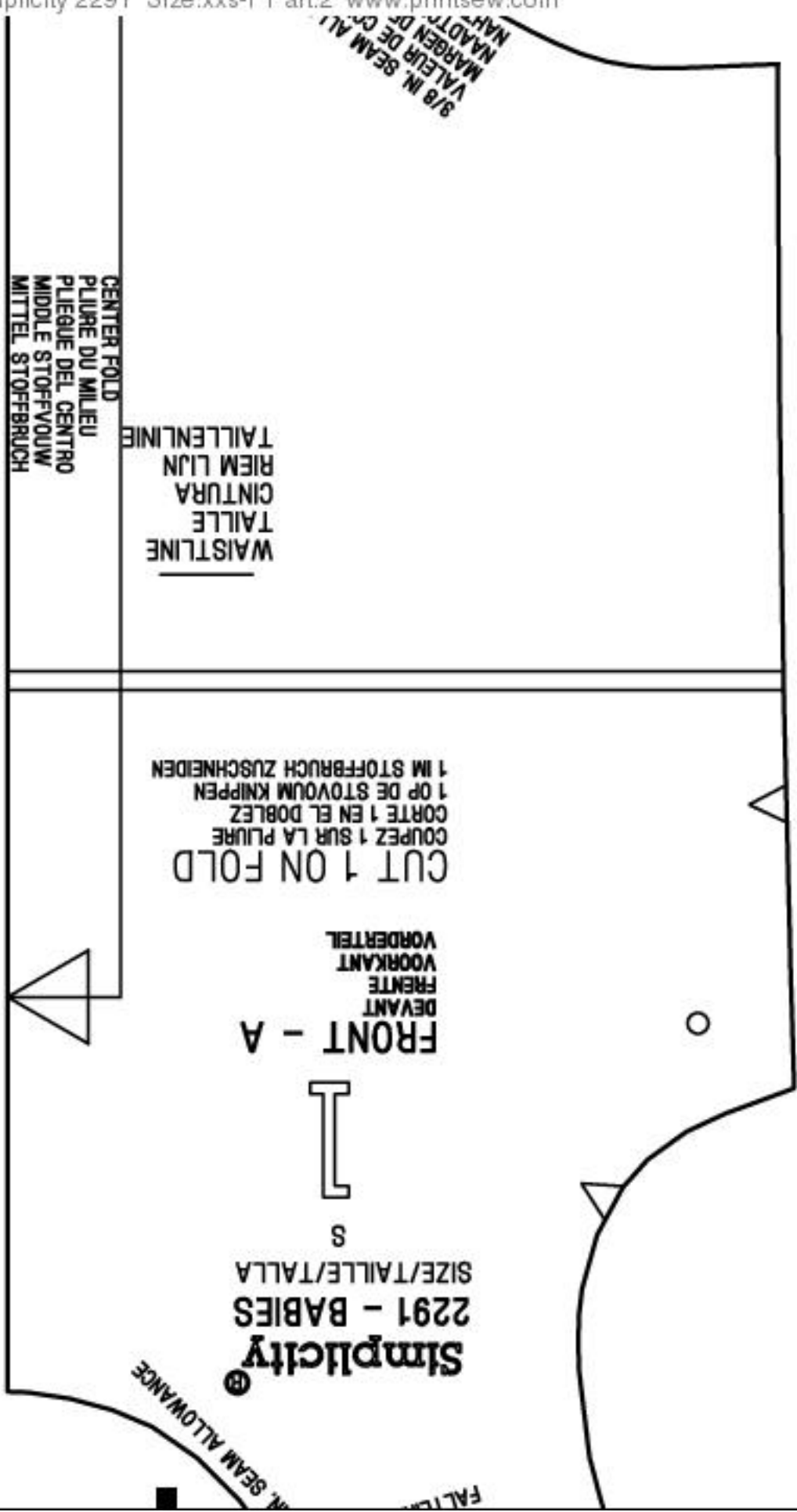
WAISTLINE
TAILLE
CINTURA
RIEM LIJN
TALLENLINIE

CUT 1 ON FOLD
COUPEZ 1 SUR LA PLIURE
CORTE 1 EN EL DOBLEZ
1 OP DE STOVUUM KNIPPEN
1 IM STOFFBRUCH ZUSCHNEIDEN

FRONT - A
DEVANT
FRENTE
VOORKANT
VORDERTEIL

Simplicity
2291 - BABIES
SIZE/TAILLE/TALLA
S

8/8 IN SEAM ALLOWANCE



Row E, Column 6

Simplicity 2291 Size:xxs-l Part:2 www.printsew.com

